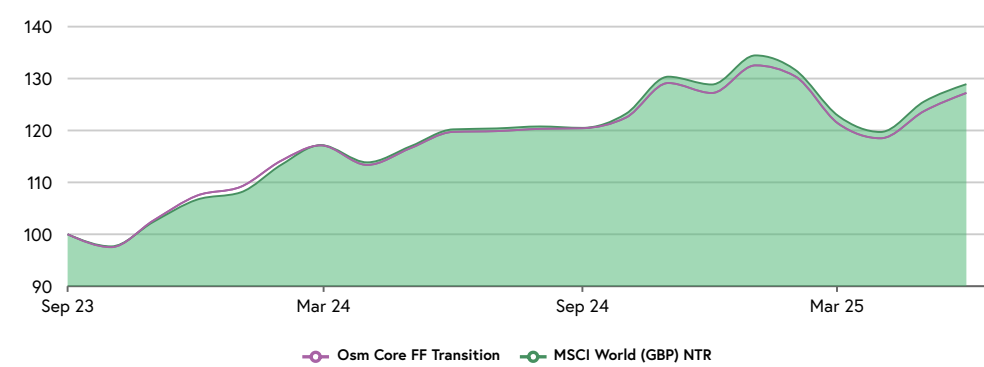


Fund Objective

The Osmosis Developed Core Equity Fossil Fuel Transition Fund (ICAV) (previously Resource Efficient Core Equity ex-Fossil Fuels) seeks superior risk-adjusted returns by targeting maximum resource efficiency exposure while maintaining a tight tracking error to the MSCI World. The portfolio takes advantage of the inefficiencies of market cap weighted strategies by closely replicating the factor exposures of the underlying benchmark with the active exposure being delivered through the Osmosis Resource Efficiency Factor. Excludes companies that generate more than 5% of their revenues from fossil fuels or nuclear power generation, companies with any revenues from nuclear and controversial weapons and civilian firearms, tobacco companies and companies in breach of any of the UN Global Compact Principles. The resulting portfolio demonstrates significantly less ownership of Carbon, Water and Waste than the respective benchmark.

This Fund has been classified as an Article 8 product under the framework of the EU Sustainable Finance Disclosure Regulation.

Fund Performance V MSCI World (GBP) NTR




Return Profile (30/06/2025)

	1 Mon	3 Mon	6 Mon	1 YR	YTD	SI
Osm Core FF Transition - Net of Fees	2.82%	4.88%	0.01%	6.27%	0.01%	27.23%
MSCI World (GBP) NTR	2.66%	5.00%	0.05%	7.24%	0.05%	28.92%
Excess Return	0.16%	-0.11%	-0.04%	-0.97%	-0.04%	-1.69%

Source: Osmosis IM, Bloomberg, Northern Trust, MSCI. MSCI World is NDDUWI Index, Net Total Return. Osmosis Developed Core Equity Fossil Fuel Transition is a systematic investment strategy created for the purpose of illustrating the effect of excluding fossil fuels and other ethical screens on the Osmosis Core Equity portfolio (Osmosis screens). Returns represent the actual returns for the fund share class. Net returns are calculated by subtracting the following expenses: actual transaction costs incurred, investment management fees, accruals for professional, administration and custodian fees. Past performance is not an indicator of future performance. Please see the performance calculation disclosure language [here](#).

Environmental Footprint



Source: Bloomberg, MSCI and Osmosis Investment Management. Environmental Footprint data is given to the end of June 2025.

Fund Facts

ISIN	IE0003T39AL9
Launch Date	26/09/2023
Domicile	Ireland
Nav (30/06/2025)	12.73
NAV Monthly Chg	2.82

Fund Details (30/06/2025)

AMC	0.2 %
Bloomberg	OSREFBG
Class Currency	GBP
Dealing	Daily
Domicile	Ireland
Fund Size	298.05
Lipper	TBC
Min Investment	5,000,000
Product	UCITS ICAV
Share Type	Accumulating
TER	0.42 %
Valuation Point	Daily
Entry/Exit/Perf Fee	0/0/0

Professional Information

Manager & Distributor	Osmosis Investment Mgmt.
Promoter	Osmosis Investment Management
Custodian	Northern Trust (Ireland)
Auditor	EY
Administrator	Northern Trust (Ireland)

Osmosis Developed Core Equity Fossil Fuel Transition Fund ICAV

Share class B GBP



JUNE 2025

Annualised Returns Since Inception (30/06/2025)

	Returns	Volatility	Info. Ratio
Osm Core FF Transition - Net of Fees	14.75%	11.45%	-
MSCI World (GBP) NTR	15.62%	11.48%	-
Excess Return	-0.87%	1.23%	-0.71

Annual Returns (30/06/2025)

	2023	2024	YTD
Osm Core FF Transition - Net of Fees	7.45%	18.40%	0.01%
MSCI World (GBP) NTR	6.67%	20.79%	0.05%
Excess Return	0.77%	-2.39%	-0.04%

Source: Osmosis IM, Bloomberg, Northern Trust, MSCI. MSCI World is NDDUWI Index, Net Total Return. Osmosis Developed Core Equity Fossil Fuel Transition is a systematic investment strategy created for the purpose of illustrating the effect of excluding fossil fuels and other ethical screens on the Osmosis Core Equity portfolio (Osmosis screens). Returns represent the actual returns for the fund share class. Net returns are calculated by subtracting the following expenses: actual transaction costs incurred, investment management fees, accruals for professional, administration and custodian fees. Past performance is not an indicator of future performance. Please see the performance calculation disclosure language [here](#).

Characteristics

	Osm Core FF Transition	Index
Number of holdings	543	1353
Average Weighted Market Cap (Billions)	\$714.06	\$693.04
Median Market Cap (Billions)	\$39.34	\$22.65
Trailing P/E	21.38	21.85
Price-to-Book Value	3.43	3.44
Price-to-Cash Flow	15.44	15.28
ROE	19.72	20.6
Dividend Yield	1.78	1.81
Active share	36.66%	

Source: Bloomberg, MSCI and Osmosis Investment Management. Dividend yield is over the course of a year.

Investment Process

Selection Pool

Constituents of the developed MSCI World Index.

Disclosure Filter

Excludes companies that generate more than 5% of their revenues from fossil fuels or nuclear power generation, companies with any revenues from nuclear and controversial weapons and civilian firearms, tobacco companies and companies in breach of any of the UN Global Compact Principles. Companies that report sufficiently on Carbon, Water and Waste will have a calculated resource efficiency score assigned to them. Non-disclosing and inefficient companies will never have a greater weighting than the benchmark and will likely be underweight in the strategy.

Resource Efficiency Score

Refine raw data to reflect productive use of Carbon, Water and Waste resources. Calculate intensities for each factor and combine to form a specific resource efficiency metric for each company. Those companies which do not disclose sufficient data are given a neutral alpha signal.

Optimise on Resource Efficiency Alpha Signal

The Resource Efficiency Alpha Signal is maximised subject to tight tracking error constraints to the underlying benchmark. There are tight geography and industry caps as well as minimum holdings and turnover constraints to ensure a fully replicable strategy.

Rebalanced

The strategy is rebalanced on a quarterly basis whereby all resource efficiency data and risk models are updated.

Contact

For further information, please contact:

Email: investorrelations@osmosisim.com

Tel: +44 (0) 20 3928 6555

Osmosis Developed Core Equity Fossil Fuel Transition Fund ICAV

Share class B GBP



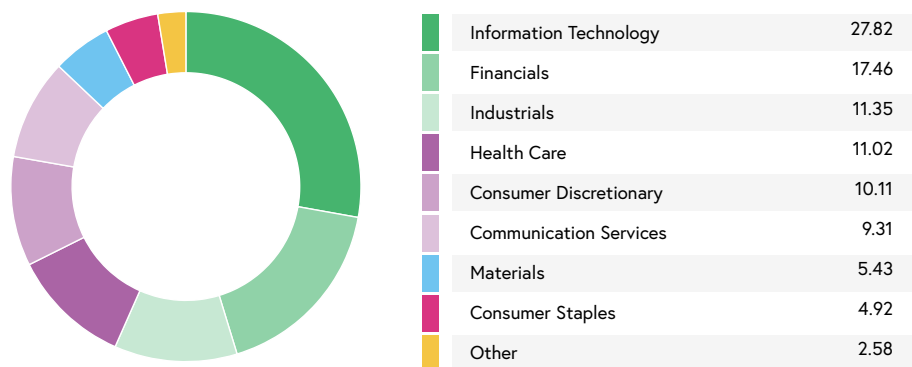
JUNE 2025

Top 10 Holdings

NVIDIA CORP	5.71%
MICROSOFT CORP	4.65%
APPLE INC	4.54%
AMAZON.COM INC	2.76%
META PLATFORMS INC	2.34%
BROADCOM INC	1.71%
TESLA INC	1.28%
CISCO SYSTEMS INC	1.28%
ALPHABET INC	1.21%
JPMORGAN CHASE & CO	1.13%
Total	26.62%

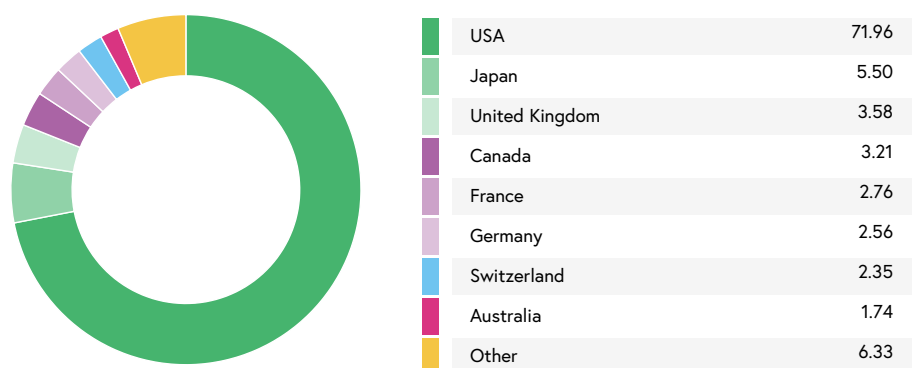
Source: Bloomberg, MSCI and Osmosis Investment Management

Sector Allocations



Source: Bloomberg, MSCI and Osmosis Investment Management.

Country Allocations



Source: Bloomberg, MSCI and Osmosis Investment Management.

Contact

For further information, please contact:

Email: investorrelations@osmosisim.com

Tel: +44 (0) 20 3928 6555

Osmosis Developed Core Equity Fossil Fuel Transition Fund ICAV

Share class B GBP



JUNE 2025

Important Information

This document is issued by Osmosis Investment Management UK Limited ("Osmosis"). Osmosis is regulated in the UK by the Financial Conduct Authority.

Investments like these are not appropriate for most investors as they are speculative and involve a high degree risk, including risk of loss of capital. There is no assurance that any implied or stated objectives will be met. This material is provided for illustrative purposes only.

This document is issued by Osmosis Investment Management UK Limited ("Osmosis"). Osmosis is authorised and regulated by the Financial Conduct Authority ("FCA"). This document is a "financial promotion" within the scope of the rules of the FCA. This document is intended only for the use of clients who are professional clients or eligible counterparties under the rules of the FCA, and is not intended for retail clients. This document is not for public circulation and persons who do not fall within the categories described above may not act upon the information contained within it. The issuance of and details contained in this document does not constitute an offer or solicitation for, or advice that you should enter into, the purchase or sale of any security, commodity or other investment product or investment agreement, or any other contract, agreement or structure whatsoever. You are solely responsible for making your own independent appraisal of and investigations into the products, investments, strategies and transactions referred to in this document and you should not rely on any information in this document as constituting investment advice. Neither Osmosis nor any of its officers, employees or agents are responsible for providing you with legal, tax or other specialist advice and you should make your own arrangements in respect of this accordingly. Osmosis has based this document on information obtained from sources it believes to be reliable but which have not been independently verified. Osmosis is under no obligation and gives no undertaking to keep the information in this document up to date. No representation or warranty, express or implied, is or will be made, and no responsibility or liability is or will be accepted by Osmosis, or by any of its officers, employees or agents, in relation to the accuracy or completeness of this document or of any information contained within it. Accordingly, except in the case of fraudulent misrepresentation, neither Osmosis nor any of its officers, employees or agents shall be liable to any person for any direct, indirect or consequential loss arising from the use of this document.

Collective Investment Schemes in Securities (CIS) should be considered as medium to long-term investments. The value may go up as well as down and past performance is not necessarily a guide to future performance. CIS's are traded at the ruling price and can engage in scrip lending and borrowing. The collective investment scheme may borrow up to 10% of the market value of the portfolio to bridge insufficient liquidity. There is no guarantee in respect of capital or returns in a portfolio. A CIS may be closed to new investors in order for it to be managed more efficiently in accordance with its mandate. CIS prices are calculated on a net asset basis, which is the total value of all the assets in the portfolio including any income accruals and less any permissible deductions (brokerage, STI, VAT, auditor's fees, bank charges, trustee and custodian fees and the annual management fees) from the portfolio divided by the number of participatory interests (shares) in issue. Forward pricing is used. The Fund's Total Expense Ratio (TER) reflects the percentage of the average Net Asset Value (NAV) of the portfolio that was incurred as charges, levies and fees related to the management of the portfolio. A higher TER does not necessarily imply a poor return, nor does a low TER imply a good return. The current TER cannot be regarded as an indication of future TER's. During the phase in period TER's do not include information gathered over a full year.

The Fund is a sub-fund of the Prescient Global Funds plc, an open-ended umbrella type investment company, with segregated liability between its sub-funds, authorised by the Central Bank of Ireland, as an undertaking for collective investment in transferable securities under the European Communities (UCITS) Regulation, 2011 as amended (the Regulations). It is managed by Prescient Fund Services (Ireland) Limited of 49 Upper Mount Street, Dublin 2, Ireland, which is authorised by the Central Bank of Ireland, as a UCITS Management Company. Osmosis Investment Management UK Limited is the Investment Manager, responsible for managing the Fund's investments. The Prescient Global Funds plc full prospectus (including the supplements for each sub-fund) and the KIID is available free of charge from the Manager. Any offering is made only pursuant to the relevant offering document, together with the current financial statements of the relevant sub-fund, and the relevant subscription application forms, all of which must be read in their entirety together with the Prospectus, Supplements and the KIID. No offer to purchase shares will be made or accepted prior to receipt by the offeree of these documents, and the completion of all appropriate documentation. Changes in exchange rates may have an adverse effect on the value, price or income of the product. Independent Financial advice, should be sought as not all investments are appropriate for all investors.

Where foreign securities are included in a portfolio there may be potential constraints on liquidity and the repatriation of funds, macroeconomic risks, political risks, foreign exchange risks, tax risks, settlement risks; and potential limitations on the availability of market information. The investor acknowledges the inherent risk associated with the selected investments and that there are no guarantees. Please note that all documents, notifications of deposit, investment, redemption and switch applications must be received by Prescient by or before 10:00 (UK), to be transacted at the net asset value price for that day. Where all required documentation is not received before the stated cut off time Prescient shall not be obliged to transact at the net asset value price as agreed to.

Performance has been calculated using net NAV to NAV numbers with income reinvested. The performance for each period shown reflects the return for investors who have been fully invested for that period. Individual investor performance may differ as a result of initial fees, the actual investment date, the date of reinvestments and dividend withholding tax. Full performance calculations are available from the manager on request

For any additional information such as fund prices, brochures and application forms please go to the Manager. Osmosis is a wholly owned subsidiary of Osmosis (Holdings) Limited which is the parent company of a UK based group of companies.

SFDR. All of Osmosis' funds have been classified as an Article 8 product under the framework of the EU Sustainable Finance Disclosure Regulation. For more information please click the links below to see the respective SFDR fund document:

- [Osmosis Developed Core Equity Transition Fund](#)
- [Osmosis Developed Core Equity Fossil Fuel Transition Fund \(CCF\)](#)
- [Osmosis Developed Core Equity Fossil Fuel Transition Fund \(ICAV\)](#)

Contact

For further information, please contact:

Email: investorrelations@osmosisim.com

Tel: +44 (0) 20 3928 6555