

# **GAMA Funds – Short Dated Opportunities**

---

**A perfect vehicle to benefit from high interest rates**

# GAMA Funds – Global Short-Dated Opportunities

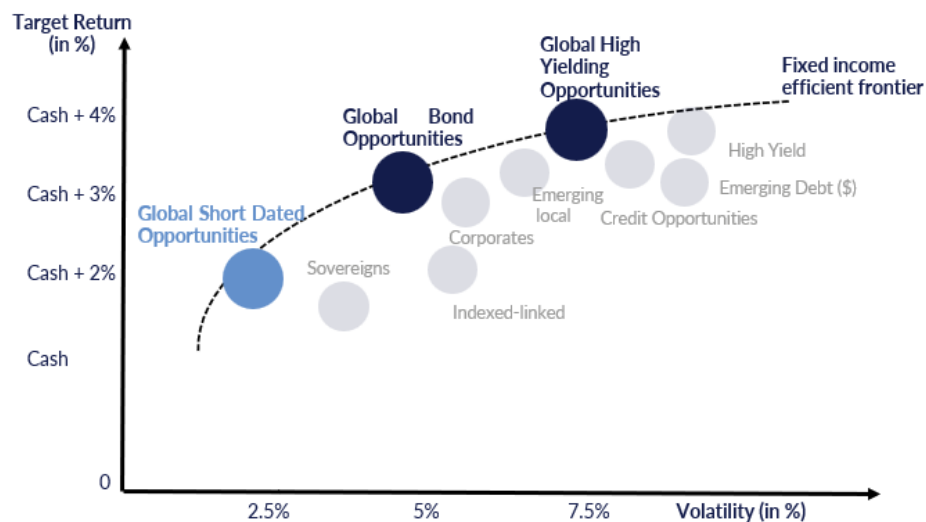


## Global Short-dated Strategy

- For investors seeking a **higher yield than money market** funds over one year without embracing the full risks associated with long maturity bonds.
- A mix of **highly diversified selected** short-dated bonds with **below 3Y maturities** across the world with investment grade average quality and strong liquidity.
- Experienced investment team with recognized expertise in credit selection and fixed income management.

## Key Facts & Statistics

Fund's Domicile	Luxembourg UCITS SICAV
Strategy	Global Short-Term Bonds
Number of issuers	~180 issuers
Estimated Yield	5.5% (USD), 4.0% (EUR), 1.5% (CHF)
Duration	1.5 years
Target Return	Cash + 2%
Volatility	2-3%
ESG Policy	Integration process, Article 8 SFDR





# GAMA Funds – Global Short-Dated Opportunities



## Short-Dated Bond Strategy

- ⌘ UCITS (Lux), AuM: EUR >200mn, Art.8 SFDR
- ⌘ Short-term Bond Strategy (< 3Y legal maturities), Average rating Investment Grade, highly diversified (~180 issuers) and very liquid (daily)
- ⌘ Active management with recurrent excess return over passive strategies (> 1.5% per year)
- ⌘ Share classes: EUR, USD, CHF accumulation or distribution, fully hedged (no FX risk)
- ⌘ Inception Date: 21.09.2020 (>4 years)

## Key Statistics

- ⌘ Hedged Yield To maturity: 6.02% in USD, 3.12% in EUR, 1.13D% in CHF
- ⌘ Average Duration: 1.72 years
- ⌘ Average Rating: BBB
- ⌘ MSCI ESG Rating: A
- ⌘ Volatility (Daily, 3Y): 1.57%
- ⌘ Bloomberg Peers Quintile\* (3Y): 94%

\*Peers: Short-term aggregate, OECD Countries

## Why This Fund ? Why Now?

- ⌘ Attractive excess yields over deposit rates with daily liquidity and large diversification
- ⌘ Defensive credit stance and low interest sensitivity to navigate through uncertain times
- ⌘ Solid fundamental credit selection with ESG-integration and quantitative filters
- ⌘ Stable team with solid track record over various time-horizons

## Key Fund Information (EN)

- |                                  |                            |                     |                     |
|----------------------------------|----------------------------|---------------------|---------------------|
| ⌘ Factsheets                     | <a href="#">EUR</a>        | <a href="#">USD</a> | <a href="#">CHF</a> |
| ⌘ KIDS                           | <a href="#">EUR</a>        | <a href="#">USD</a> | <a href="#">CHF</a> |
| ⌘ Prospectus                     | <a href="#">Click Here</a> |                     |                     |
| ⌘ Why Invest ? 6 pagers          | <a href="#">Click Here</a> |                     |                     |
| ⌘ Full presentation with Process | <a href="#">Click Here</a> |                     |                     |
| ⌘ Access to GAMA website         | <a href="#">Click Here</a> |                     |                     |

# GAMA Funds - Global Short-Dated Opportunities



## INVESTMENT STRATEGY

Short-term bond fund for investors seeking a higher yield than that of money market funds over one year or more.

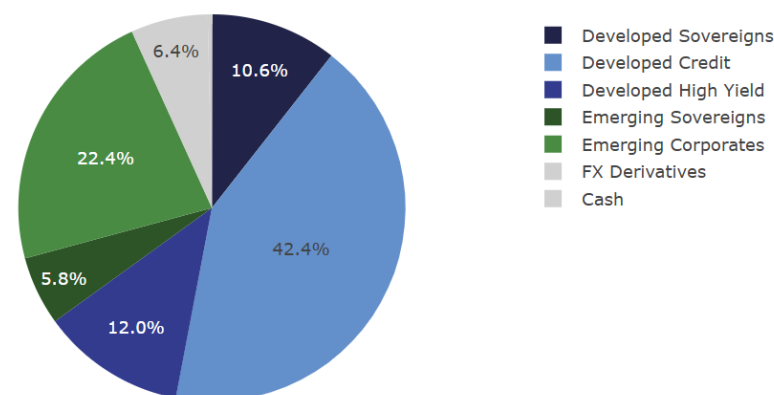
- Estimated forward-looking return: cash + 2%
- Capital preservation and income primarily with short-dated bonds with less than 3Y maturities.
- Credit selection broadly diversified across countries & sectors with currency exposures hedged into the base currency

Credit Exposure	↗↗	Medium
Interest Rate Exposure	↗	Low
Currency Exposure	-	Fully hedged

## BREAKDOWN BY MATURITY

Average yield (EUR)	3.12%
Average yield (USD)	6.02%
Average yield (CHF)	1.13%
Average yield (GBP)	5.00%
Average interest-rate duration	1.72
Average spread	146.15
Average credit rating of bonds	BBB
Number of issuers	136

## BREAKDOWN BY SEGMENT

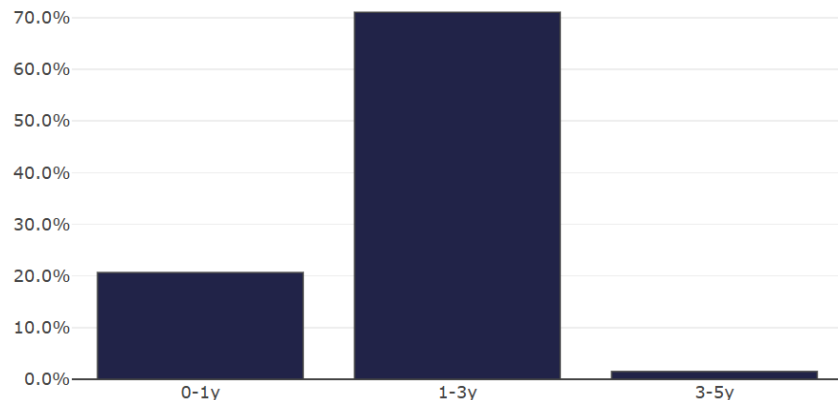


Portfolio characteristics may change at any time. Please refer to the fund prospectus for the investment guidelines.

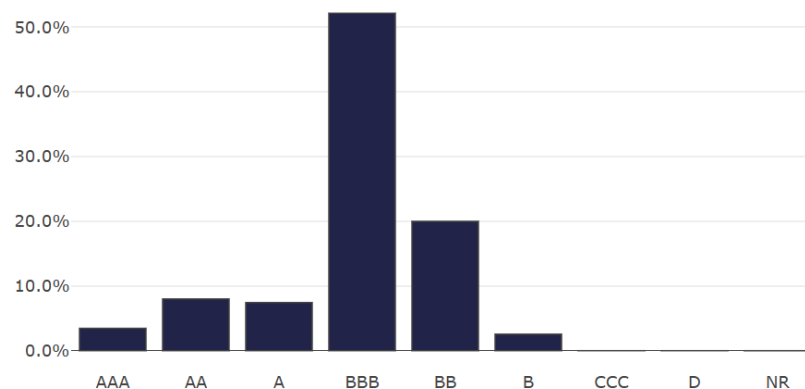
# GAMA Funds - Global Short Dated Opportunities



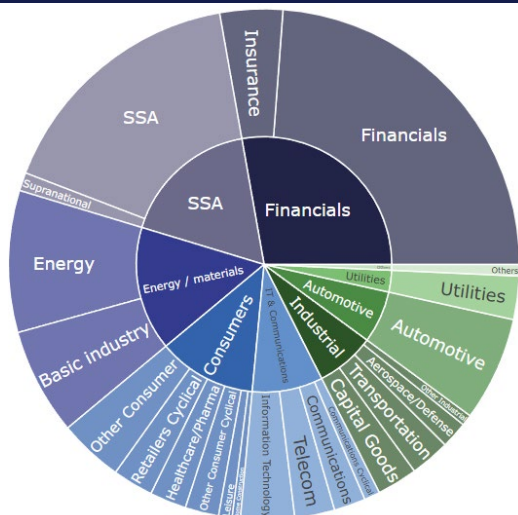
## BREAKDOWN BY MATURITY



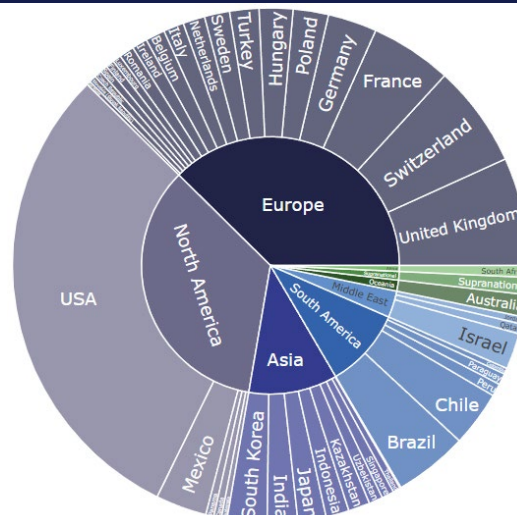
## BREAKDOWN BY RATING



## BREAKDOWN BY SECTOR



## BREAKDOWN BY COUNTRY



# Global Short-Dated Opportunities



Top 10% of Funds among peers for over 3 years & 5-star Morningstar rating

PGGSOFU Metrics					07/03/2025
Return					
Per	Fund	Index	Peers	PCTL	
1 Wk	.13	--	.49	46	
1 Mo	.68	--	.85	66	
3 Mo	1.71	--	1.17	70	
YTD	3.61	--	2.24	85	
1 Yr	7.24	--	4.54	88	
3 Yr	6.39	--	2.27	94	
5 Yr	--	--	-.01	--	
2024	6.02	--	3.00	84	
2023	7.38	--	5.52	76	
2022	-3.75	--	-11.32	87	
2021	1.59	--	-1.04	87	



## GAMA Funds – Global Short-Dated Opportunities

**YTD**  
**3.61%**

Top 15%  
among peers\*

**3 YEAR**  
**6.39%**

Annualized return

Top 6%  
among peers\*

**1 YEAR**  
**7.24%**

Top 12%  
among peers\*

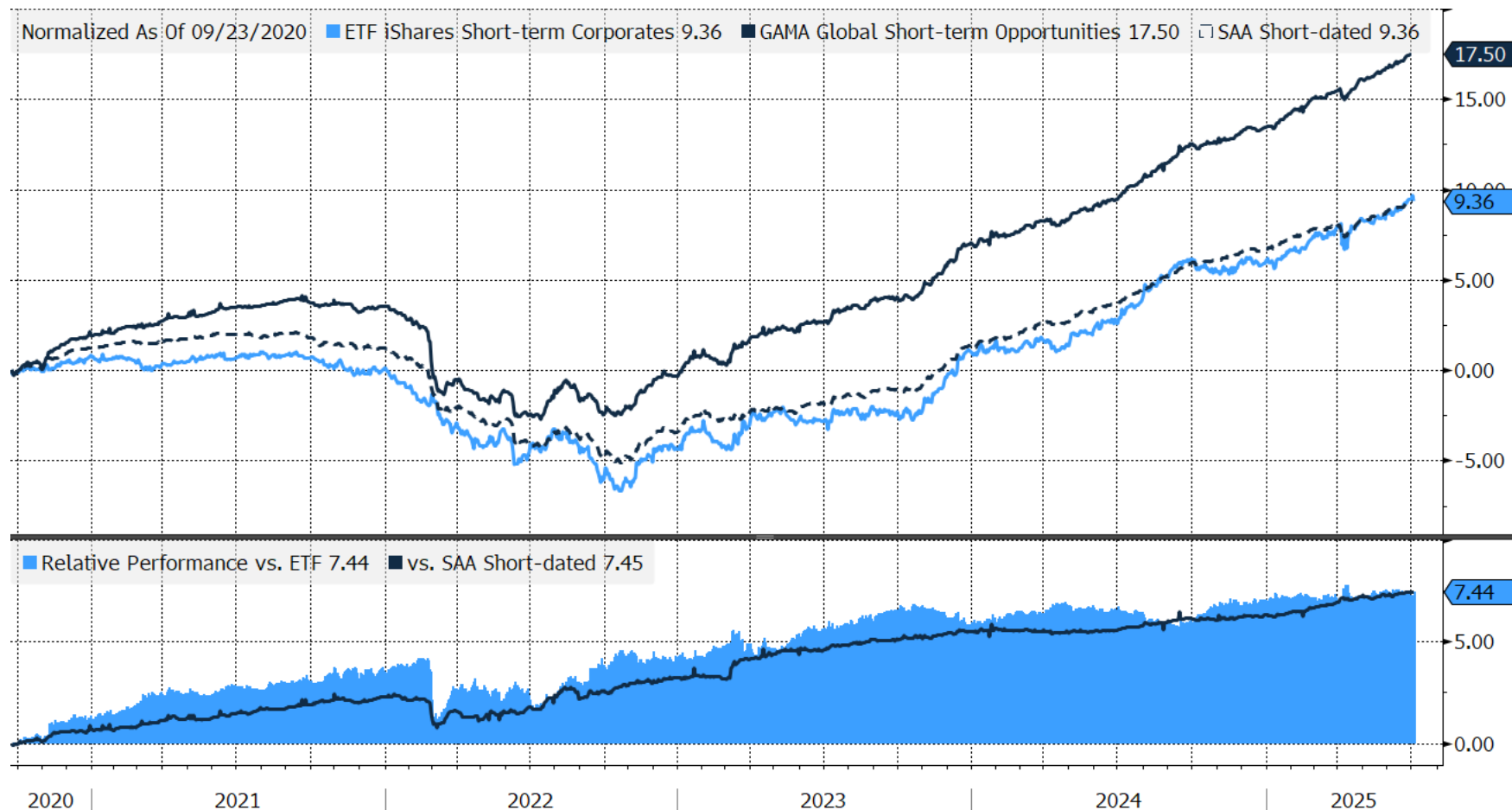
**1.57%**  
Volatility



\*Global Short-Dated Opportunities Class F USD is ranked among the top performing funds compared to peers on Bloomberg as of June 2025.



# GAMA Global Short-Dated Opportunities (USD)

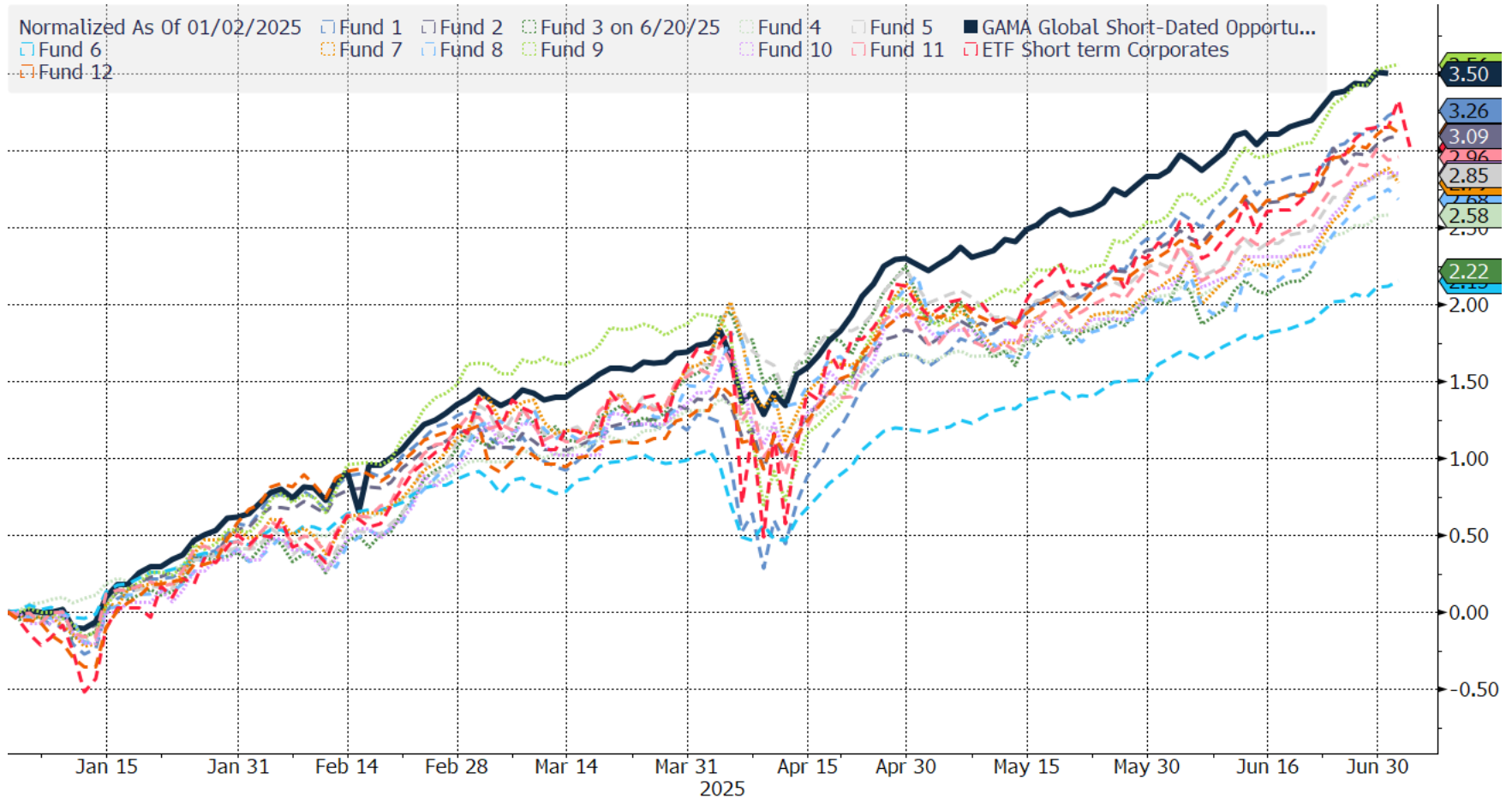


Copyright© 2025 Bloomberg Finance L.P.

03-Jul-2025 14:52:46

Source: Bloomberg, GAMA calculations

# Global Short-Dated Opportunities - Peer Group (ST)



Copyright© 2025 Bloomberg Finance L.P.

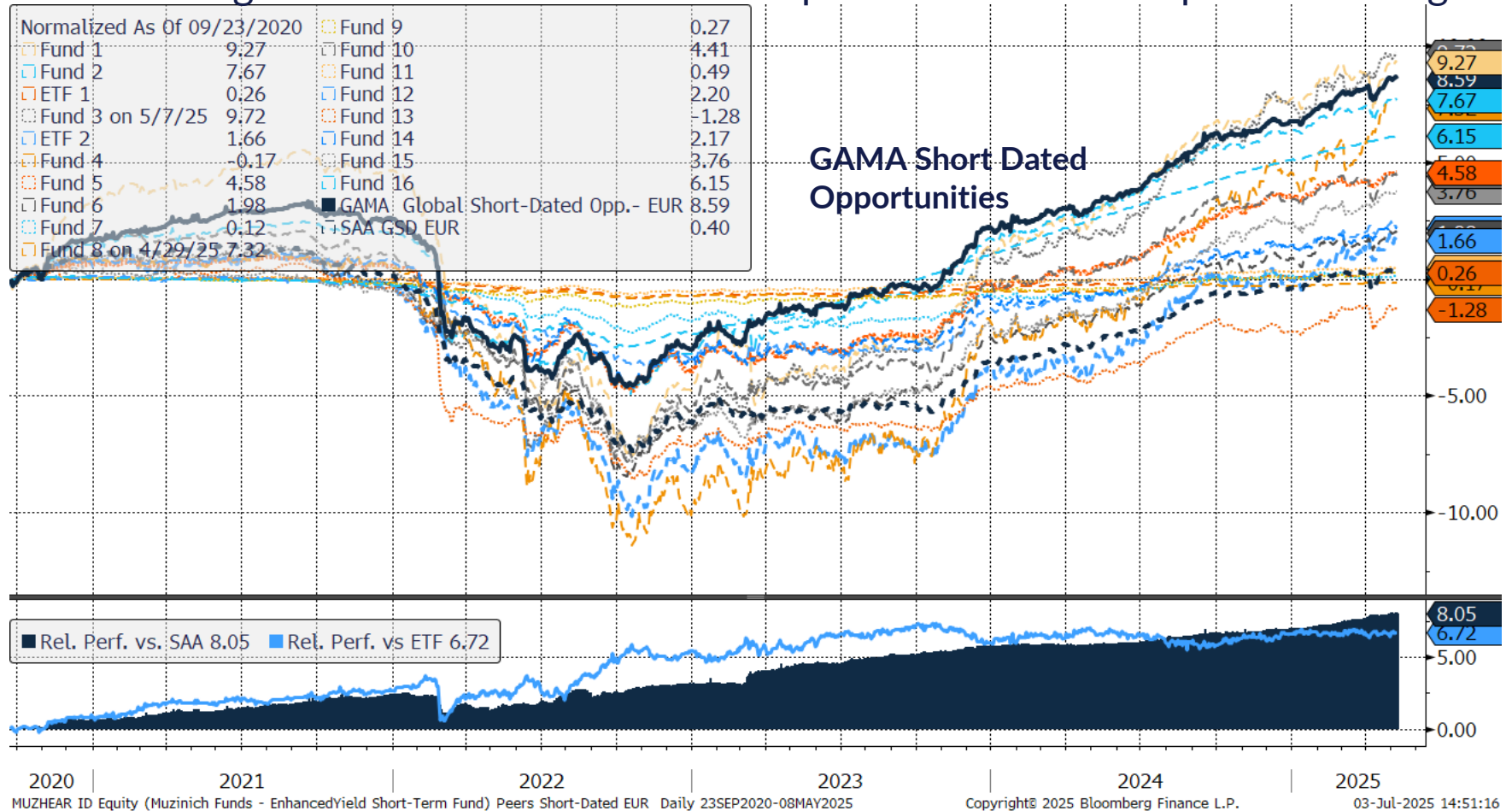
03-Jul-2025 14:53:07

Source: Bloomberg, GAMA



# Global Short-Dated Opportunities - Peer Group (EUR)

Active management added more than 150 bps annualised versus passive strategies



Source: Bloomberg, GAMA, Performance net of fees since inception date (21.09.2020) versus peers and passive strategies (ETF or SAA).

# GAMA Global Short-Dated Opportunities (CHF)



Copyright© 2025 Bloomberg Finance L.P.

03-Jul-2025 14:52:09

Source: Bloomberg, GAMA calculations

# GAMA Global Short-Dated Opportunities (CHF)



Copyright© 2025 Bloomberg Finance L.P.

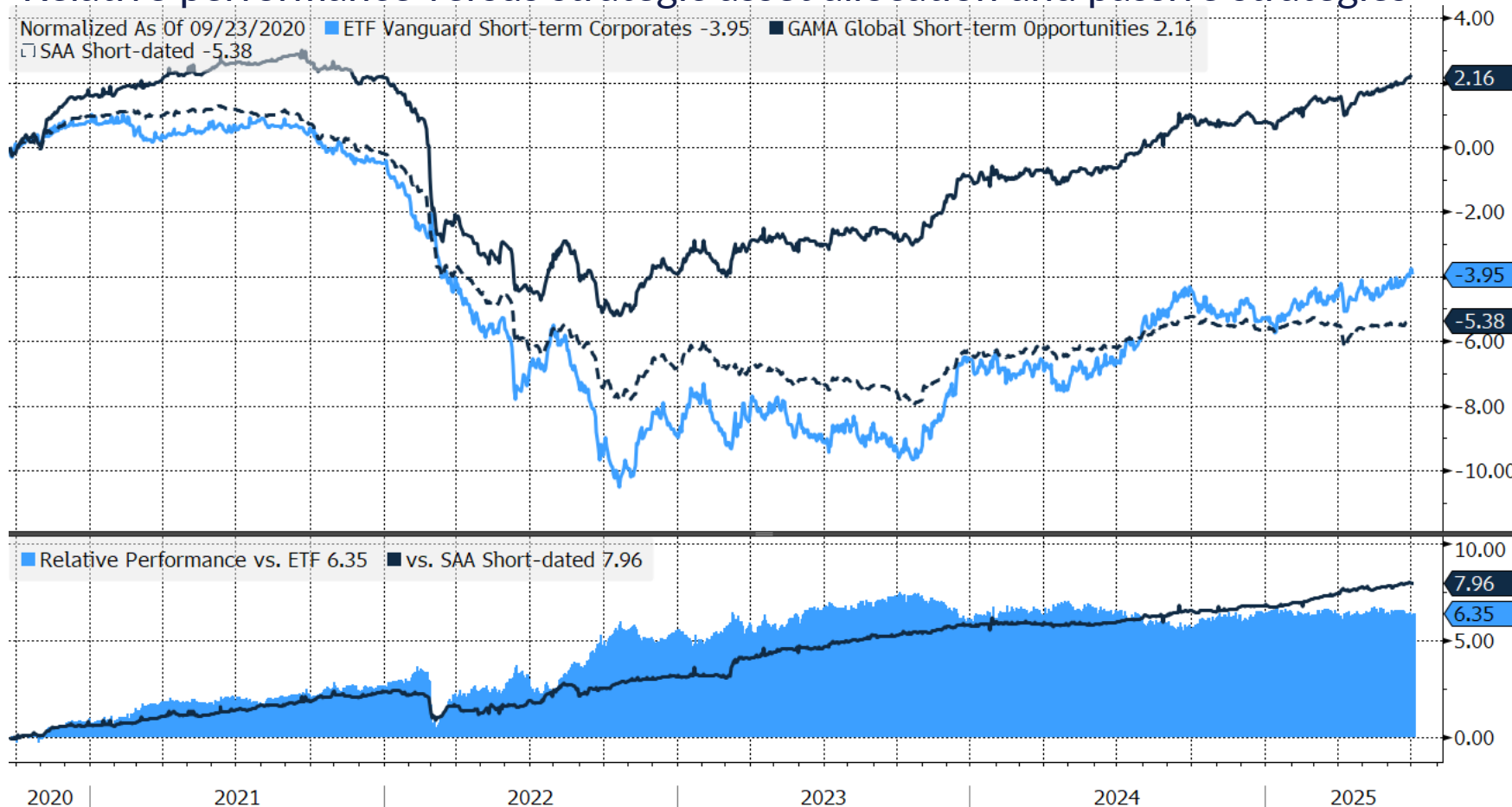
03-Jul-2025 14:52:46

Source: Bloomberg, GAMA calculations

# GAMA Global Short-Dated Opportunities (CHF)



## Relative performance versus strategic asset allocation and passive strategies



Source: Bloomberg, GAMA calculations



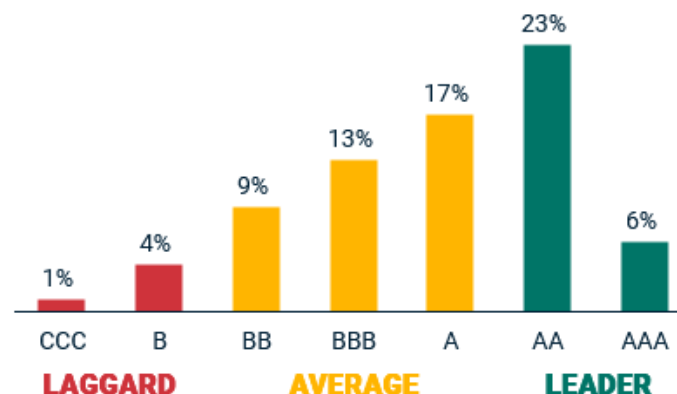
# GAMA Funds - Global Short dated Opportunities



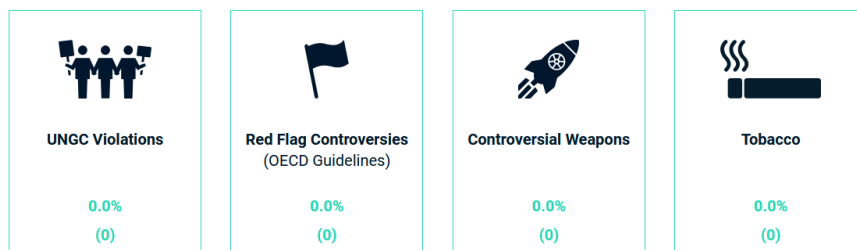
## ESG Rating (MSCI)



## BREAKDOWN BY ESG RATING (MSCI)



## EXPOSURE TO CONTROVERSY SECTORS



## CARBON INTENSITY

### Weighted average carbon intensity

(tCO2e / \$m sales)

The fund's holdings have moderate carbon intensity, based on the weighted average carbon emissions per USD million sales.

204.7 tons

VERY HIGH

HIGH

**MODERATE**

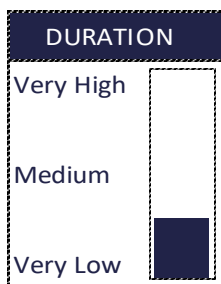
LOW

VERY LOW

# GAMA Funds - Global Short Dated Opportunities



## DURATION



- Duration: 1.72 (stable)

## CURRENCY ALLOCATION

100% Hedged Into Currency

## KEY BOND PURCHASES

- Hyundai Capital America (A-) 2028 USD, G+111
- Tauron Polska Energia (BBB-) 2027 EUR, Z+164
- Avolon Holdings (BBB) 2028 USD, G+108
- Thaioil Trsry Center (BBB) 2028 USD, G+154
- Caisse Reassurance (BBB+) 2028 EUR, Z+128
- Stone Pagamentos (BB) 2028 USD, G+247
- Parpec Holdings (BB) 2028 EUR, Z+165
- Fomento Economico Mex (A-) 2028 EUR, Z+132
- Verisure Holding (B+) 2027 EUR, Z+172

## KEY BONDS SALES

### Matured / Tendered / Called:

- Harley-Davidson (BBB-) 2025 USD, matured
- Faurecia (BB-) 2027 EUR, tendered
- Africa Finance Corp (A-) 2025 USD matured
- Warnermedia Holdings (BB+) USD, G+82, tendered

# GAMA Funds - Global Short Dated Opportunities



## Key Turnover Statistics\* - The value of active management

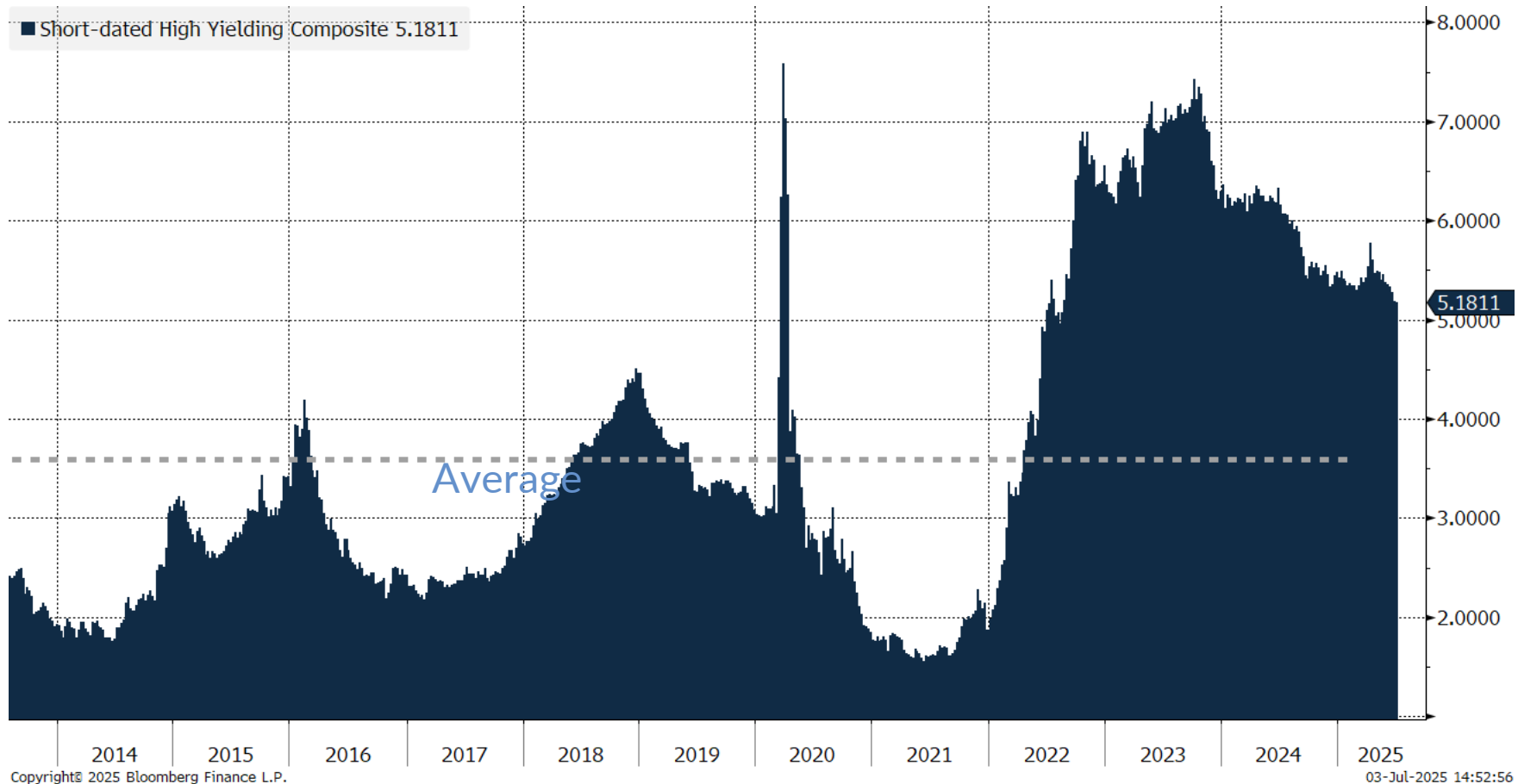
	Average Spread (in Bps)	Weighted Spread (in Bps)	Average Maturity (in Years)	% NAV
Buy	171	148	2.6	72.4%
Tendered	35	27	1.55	4.2%
Called	166	30	1.63	6.2%
Sell	93	84	1.26	23.7%
Total before Maturity	97	67	1.36	34.0%
Matured	0	0	0	12.9%
TOTAL	71	48	0.98	46.9%

- ✓ Approximately, 40% of Bonds are not kept until maturity but sold, tendered or called before maturity.
- ✓ On average and over the past year, the purchases have been done with a weighted maturity of 2.6 years and with a spread 81 bps higher than the bonds sold with a weighted average maturity of 1.36 years and 100 bps higher when you include bonds kept to maturity.
- ✓ The capital appreciation can therefore be estimated to be 0.8% to 1.0% of the NAV on top of the yields, spreads.

Source: GAMA calculations, \*Annual data from June 2024 to June 2025

# Short-Dated Opportunities Offering Attractive Yield

## Short-dated High Yielding composite at its decade's record



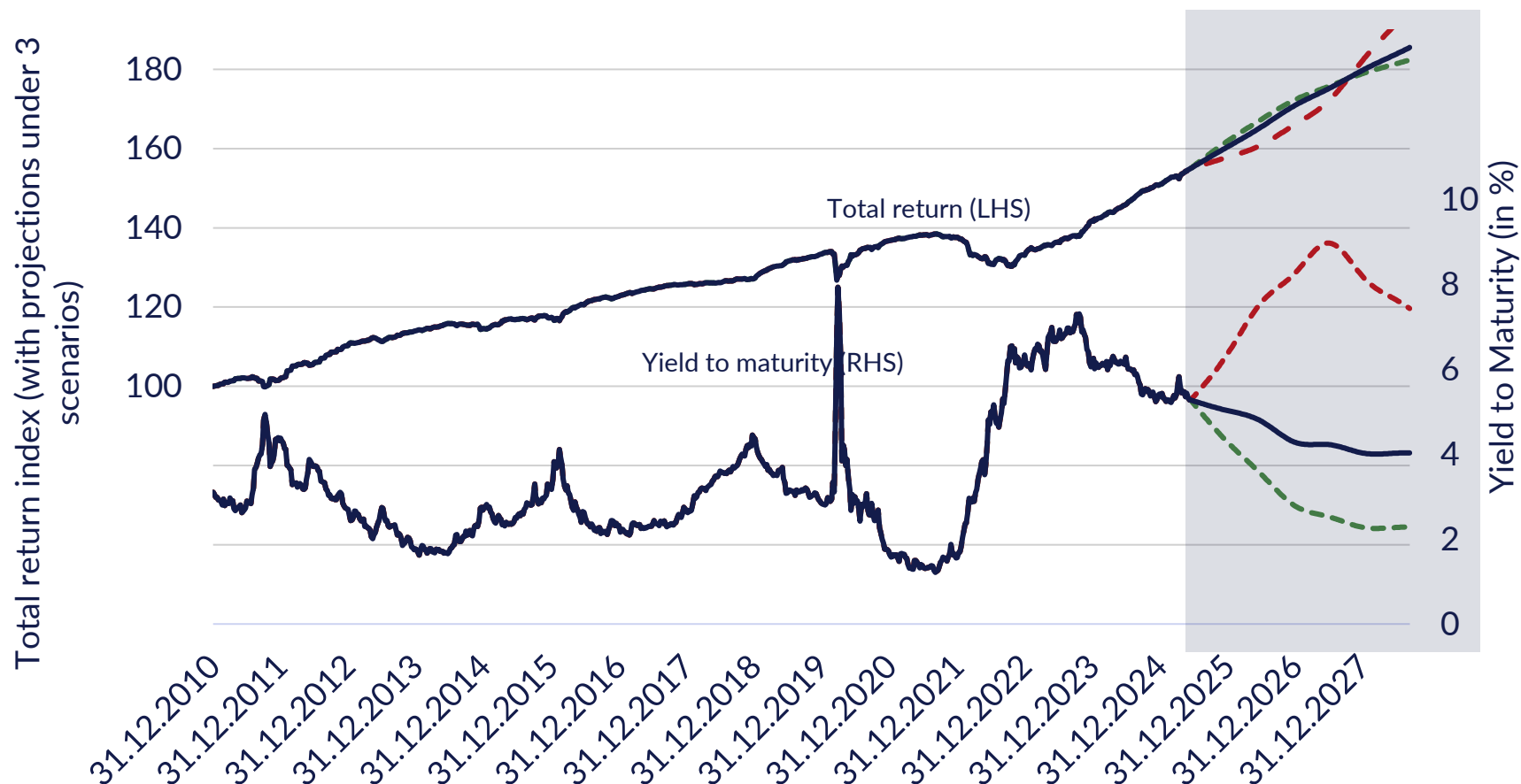
Source: Bloomberg, GAMA calculations, Short-dated high yielding composite, with 1/3 Developed credit, 1/3 Emerging Credit and 1/3 T-Bills in USD.



# Global Short-Dated Composite\*

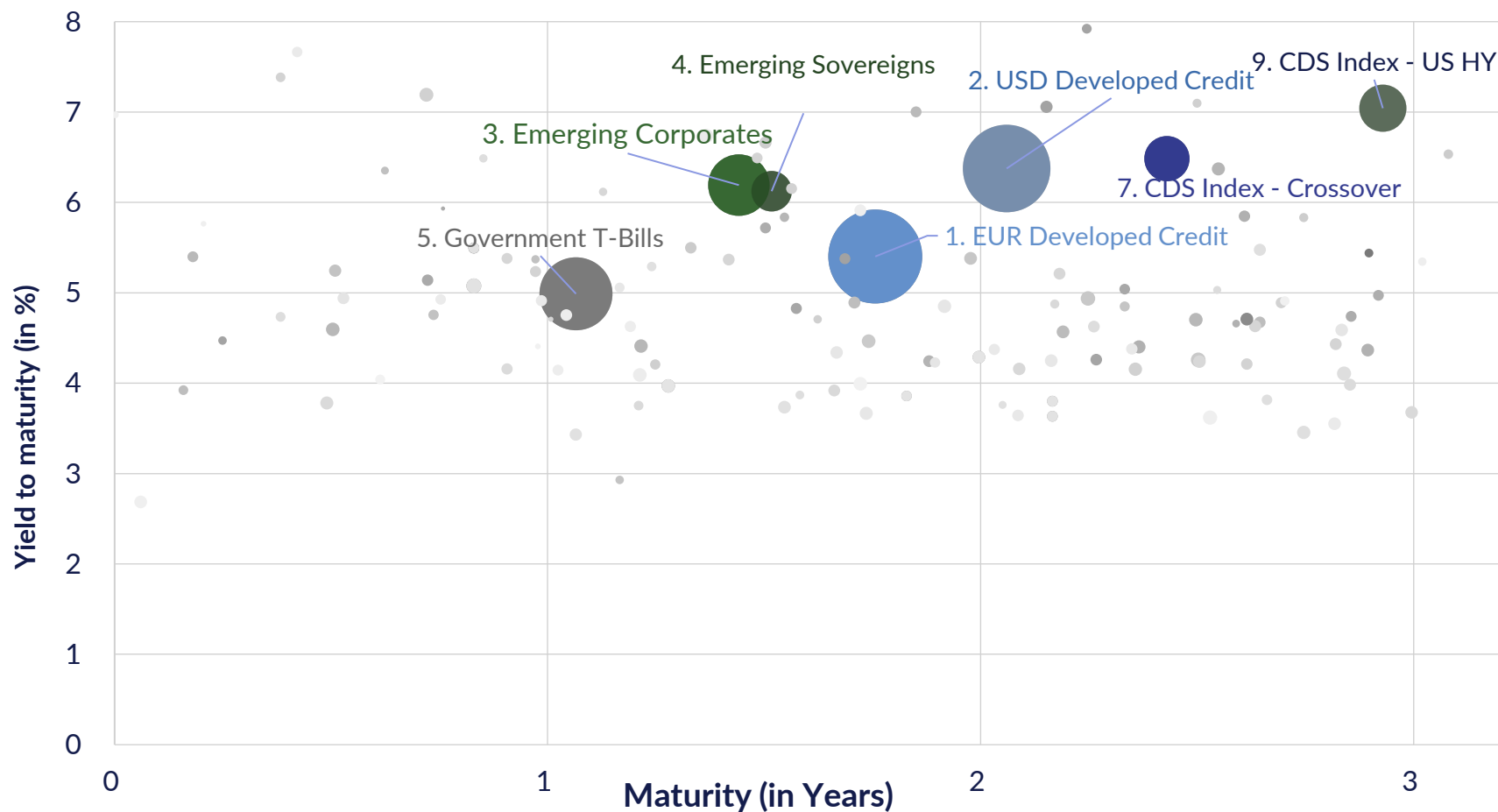


Projected total returns under 3 yield scenarios over 3 years



Sources: Bloomberg, GAMA calculations, \*Derived from global different short-dated fixed income segments hedged in USD

# GAMA Funds - Global Short-Dated Opportunities



Each dot represents a specific bond and each circle represents the fixed income segment proportional to its weight.

Source: Bloomberg, GAMA

# Monthly Performance



MONTHLY RETURNS (IN USD, NET OF FEES)						
	2020	2021	2022	2023	2024	2025
January	-	0.09%	-0.76%	1.10%	0.49%	0.65%
February	-	0.27%	-2.20%	-0.38%	0.12%	0.73%
March	-	0.40%	-1.04%	1.31%	0.55%	0.33%
April	-	0.27%	-1.10%	0.45%	-0.02%	0.60%
May	-	0.20%	0.46%	-0.08%	0.64%	0.53%
June	-	0.27%	-1.37%	0.58%	0.49%	0.65%
July	-	0.08%	0.96%	0.81%	1.01%	-
August	-	0.28%	-0.04%	0.41%	0.80%	-
September	-0.46%	-0.12%	-0.83%	0.09%	0.91%	-
October	0.28%	0.12%	0.41%	0.24%	0.04%	-
November	1.32%	-0.68%	1.30%	1.41%	0.59%	-
December	0.46%	0.40%	0.44%	1.21%	0.26%	-
<b>Year</b>	<b>1.61%</b>	<b>1.59%</b>	<b>-3.75%</b>	<b>7.38%</b>	<b>6.02%</b>	<b>3.55%</b>

Source: GAMA Asset Management SA, Class USD F

# Global Funds – Global Short-Dated Opportunities



Share Class	Class R	Class P	Class N	Class F
Min. Investment	1'000	1 Mios	5 Mios	20 Mios
Management fees	0.60%	0.40%	0.30%	0.20%
EUR	ACC LU2092459143	ACC LU2092460075	ACC LU2092460828	ACC LU2092461800
	DIS LU2092458764	DIS LU2092459655	DIS LU2092460406	DIS LU2092461479
CHF	ACC LU2092459226	ACC LU2092460158	ACC LU2092461040	ACC LU2092461982
	DIS LU2092458848	DIS LU2092459739	DIS LU2092460588	DIS LU2092461552
USD	ACC LU2092459499	ACC LU2092460232	ACC LU2092461123	ACC LU2092462014
	DIS LU2092458921	DIS LU2092459812	DIS LU2092460661	DIS LU2092461636
GBP	ACC LU2092459572	ACC LU2092460315	ACC LU2092461396	ACC LU2092462105
	DIS LU2092459069	DIS LU2092459903	DIS LU2092460745	DIS LU2092461719

Minimum investment amount defined in the currency of each share class.

Blue = active share classes, grey = available but inactive. To activate a new share class, please contact us.





# Appendix

# Addendum – Key Contents



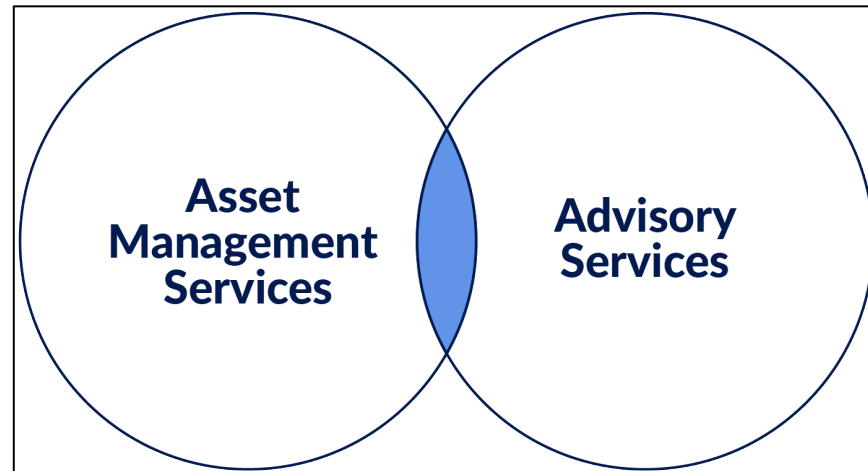
1. GAMA Asset Management
2. Governance and team
3. Short-Dated Universe and Drivers
4. Investment Process and ESG
5. Risk management
6. Case For Active Management
7. Examples of Trades

# GAMA – Key Highlights



## GAMA Asset Management SA

- 🕒 GAMA is an independent fixed-income and macro boutique founded and majority-owned by seasoned investment professionals.
- 🕒 GAMA provides global active global solutions through funds or dedicated mandates and tailor-made investment services.
- 🕒 Our clients are exclusively professional and institutional investors willing to strengthen their fixed income, macro or asset allocation capabilities.
- 🕒 GAMA is regulated by the FINMA as a manager of collective assets (art. 24 FinIA) and authorized by the CSSF (Luxembourg)



## Facts And Figures

- 🕒 Company Founded in Geneva in **2019**
- 🕒 Investment Team of **6** specialists
- 🕒 **2** Luxembourg UCITS funds (GAMA Funds)
- 🕒 Assets under management **CHF 450 mm**
- 🕒 **3** independent board members and **1** ESG advisory Board

# Our Corporate Values



Our business model and our activities are guided by strong values that we live out daily.



## **We are independent**

GAMA is a pure asset manager majority-owned by its investment team. Independence ensures that our interests are perfectly aligned with those of our clients.



## **We care about sustainable performance**

Our job is all about performance. Long-term performance is our principal objective. For that, we look at both financial and non-financial criteria. We continuously adapt to seize investment opportunities.



## **We are a close and reliable partner**

We put our experience and creativity at work for our clients. Being close to them allows us to design unique solutions that add value to their offering.



## **We work responsibly and ethically**

Each of us acts responsibly, with integrity, transparency and according to the highest ethical standards. We avoid or disclose conflicts of interest and always behave loyally towards our clients.

## The GAMA Investment Team



**Manuel Streiff, CFA, FRM**

Founding Partner,  
Senior Portfolio Manager

27 years of experience  
TAA, IG credit, Rates, currencies



**Rajeev De Mello**

Partner,  
Senior Portfolio Manager

38 years of experience  
Macro, SAA, TAA, EM



**Jérôme Strecker, CFA, FRM**

Partner,  
Senior Credit Analyst

21 years of experience  
Credit analysis, Developed HY & IG



**Akimou Ossé, PhD, MBF**

Independant Risk Management Consultant

23 years of experience



# GAMA Board Of Directors



## Board Members



**Céline Richa**

Chairman (independant)  
Richa Partners



**Manuel Streiff**

Vice-Chairman  
GAMA Founding Partner



**Christina Riva**

Board member (independant)  
Adresse Unique Sarl



**Professor René Sieber**

Board member (independant)  
University of Geneva  
Founding Partner of Dynagest SA



**Paul Lombard**

COO, Board Secretary  
GAMA



# Credit - Default-Adjusted Yield

The sweet spot for after-default 2Y yields (using average historical default) is BBB-BB, worsening below BB- and lower

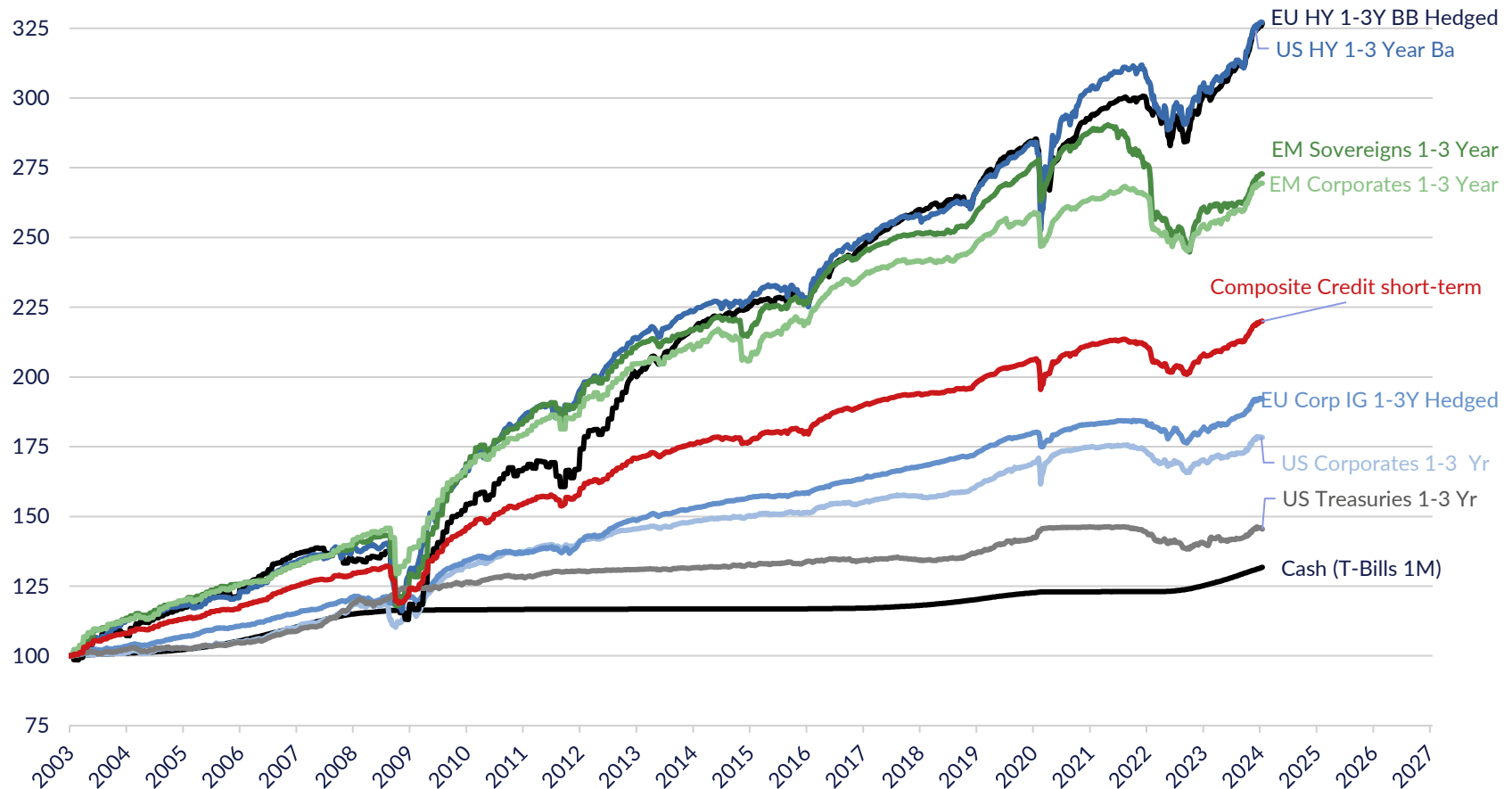


Sources: Bloomberg, GAMA calculations using S&P average historical default Rates and 40% recovery assumptions; Note that CCC/CC default rate equals 25%.

# Short-Dated Fixed Income Segments



## Long-term Total Returns Short-Dated segments (<3Y)

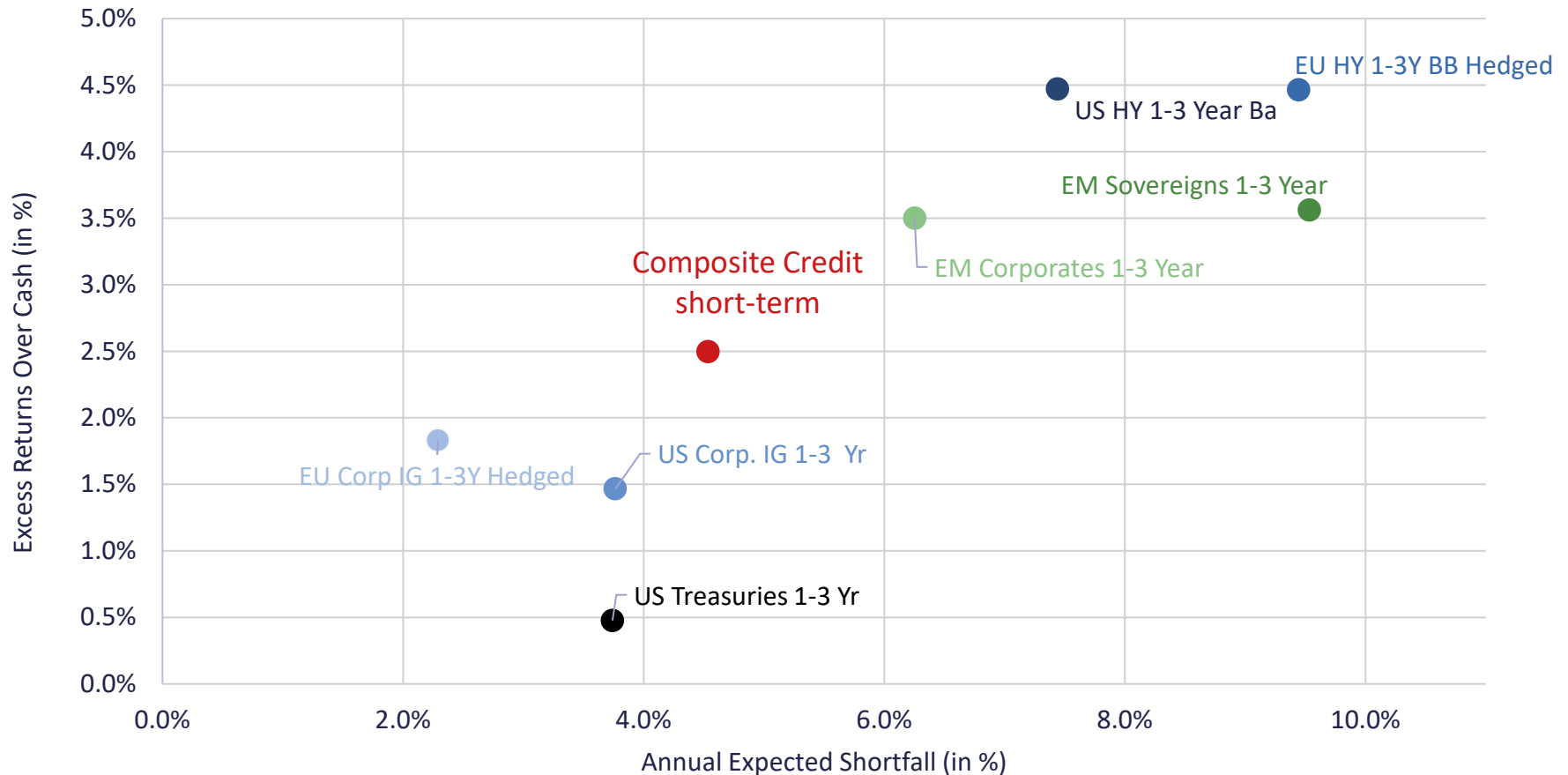


Sources: Bloomberg indices, GAMA Calculations, Composite Short-term (0-3Y maturities), composed of 1/3 of T-Bills, 1/3 of Credit >Ba EUR-hedged and USD, 1/6 of Emerging Sovereign and 1/6 of Emerging Corporates

# Annual Returns Versus Risk



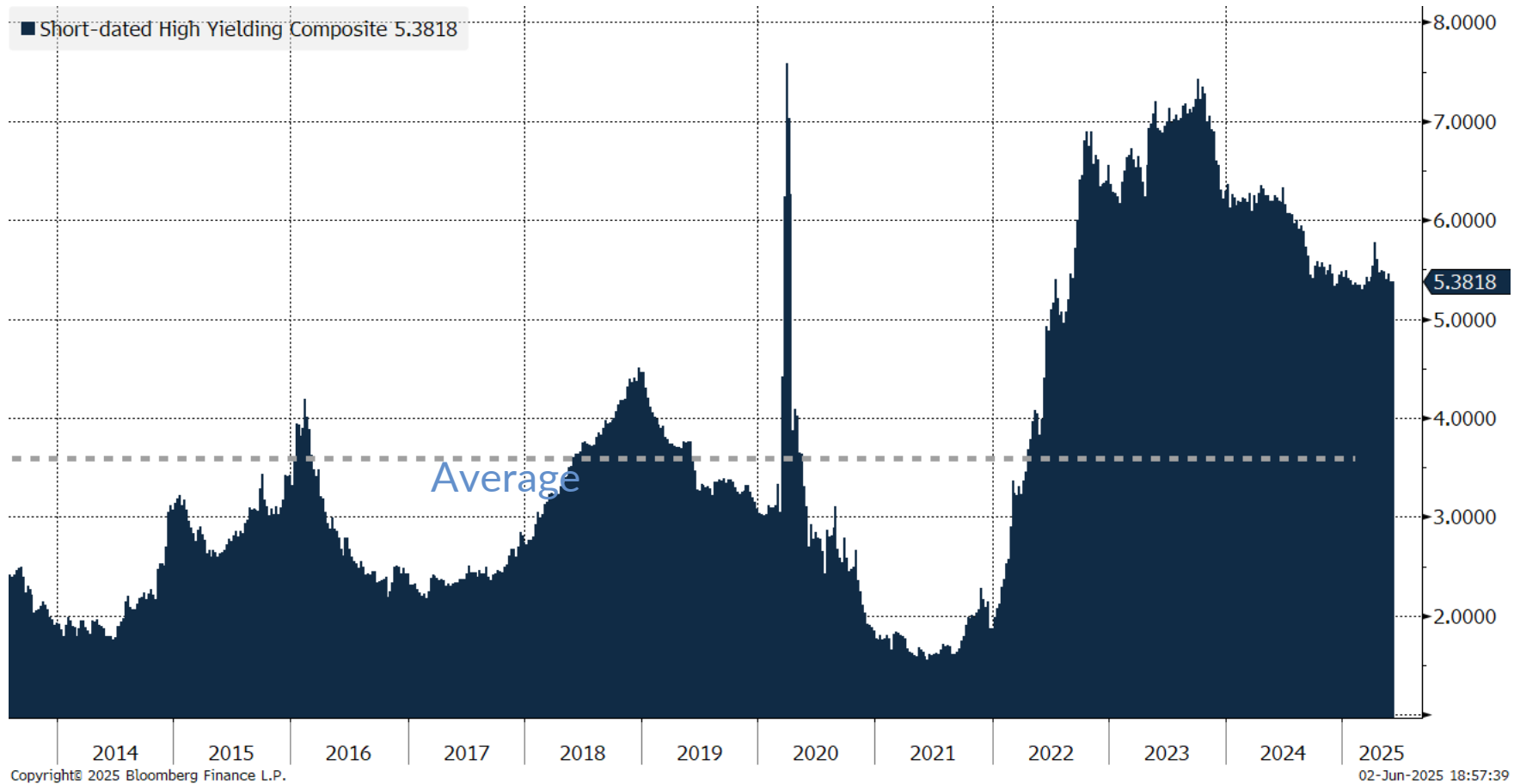
Annualised total returns per unit of annual expected shortfall



Sources: Bloomberg, GAMA Calculations, Shortfall calculated as the average 5% of the worst rolling 1Y total returns since 2003

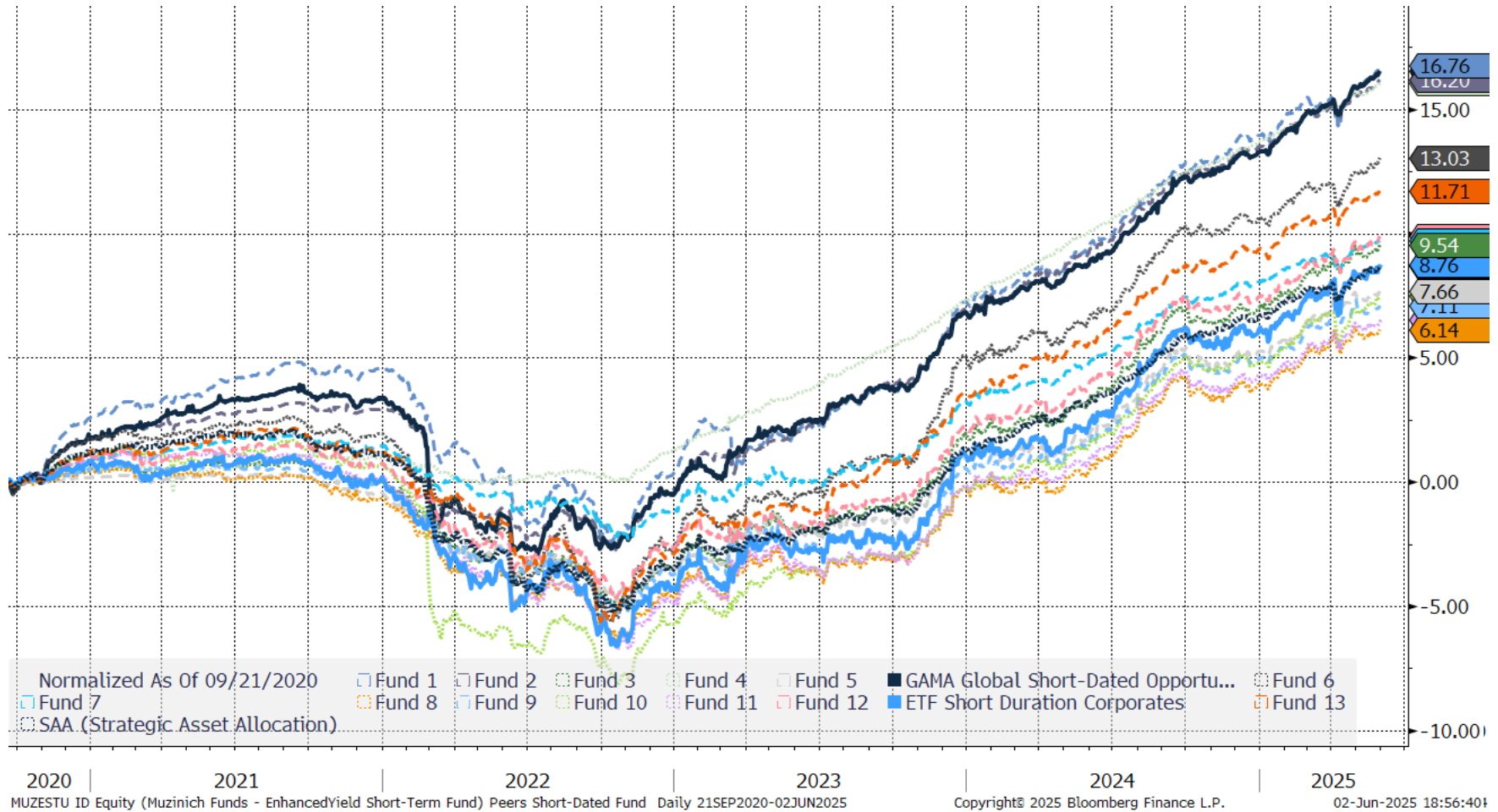
# Short-Dated Opportunities Offering Attractive Yield

## Short-dated High Yielding composite at its decade's record



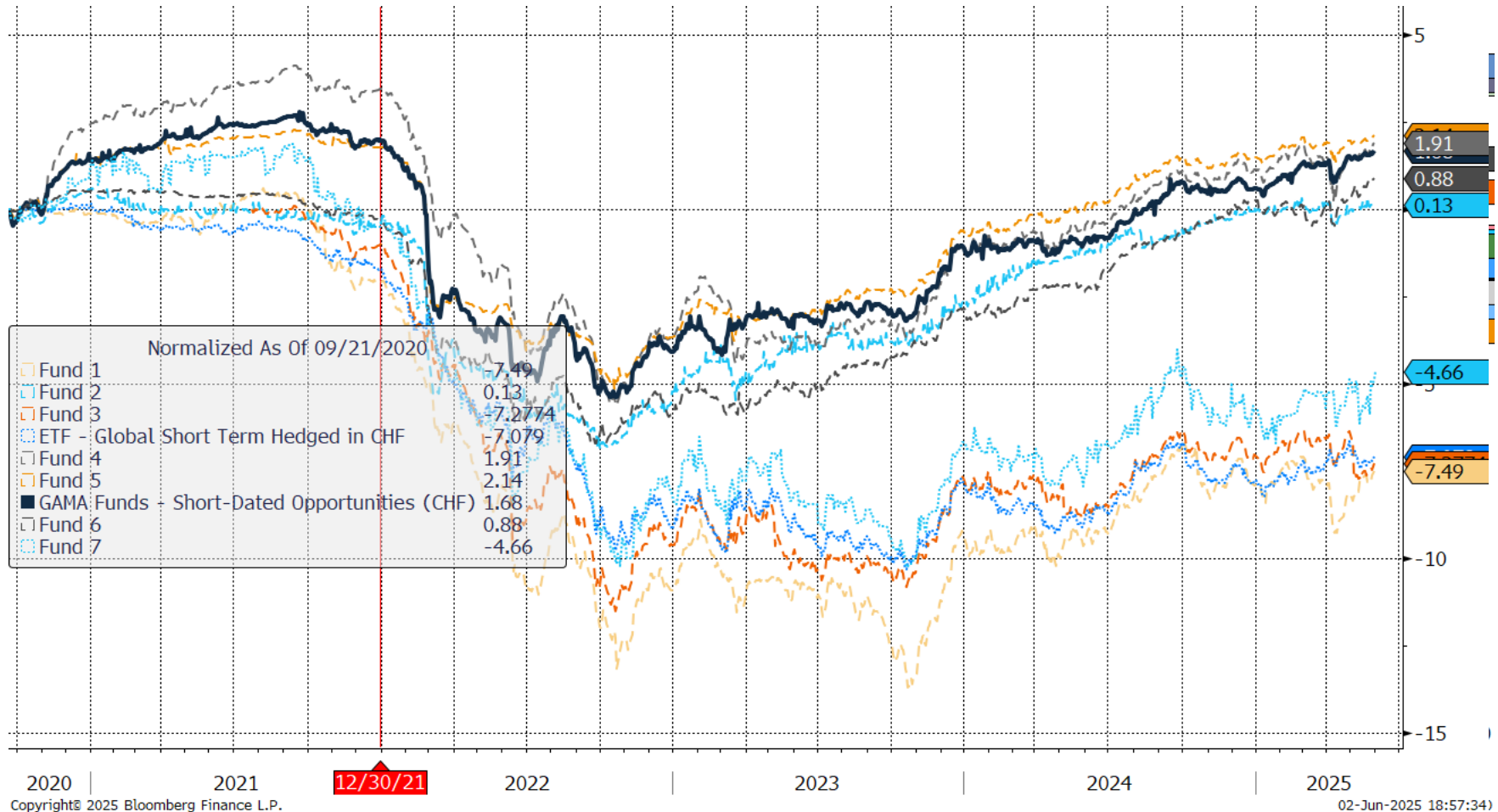
Source: Bloomberg, GAMA calculations, Short-dated high yielding composite, with 1/3 Developed credit, 1/3 Emerging Credit and 1/3 T-Bills in USD.

# Global Short-Dated Opportunities - Peer Group (USD)



Source: Bloomberg, GAMA, Performance net of fees since inception date (21.09.2020)

# Global Short-Dated Opportunities - Peer Group (CHF)



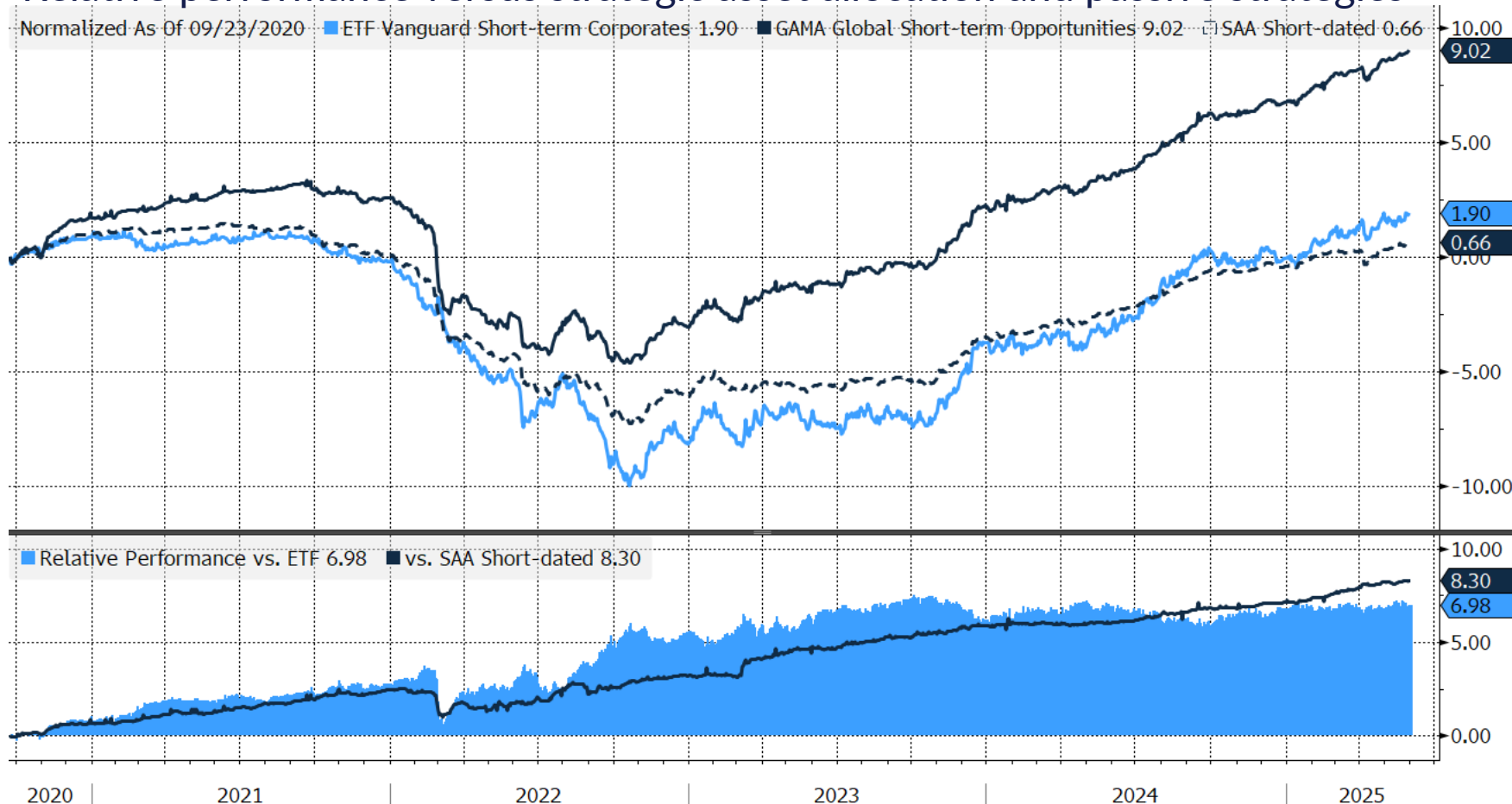
Source: Bloomberg, GAMA, Performance net of fees since inception date (21.09.2020)



# GAMA Global Short-Dated Opportunities (EUR)



## Relative performance versus strategic asset allocation and passive strategies



Copyright© 2025 Bloomberg Finance L.P.

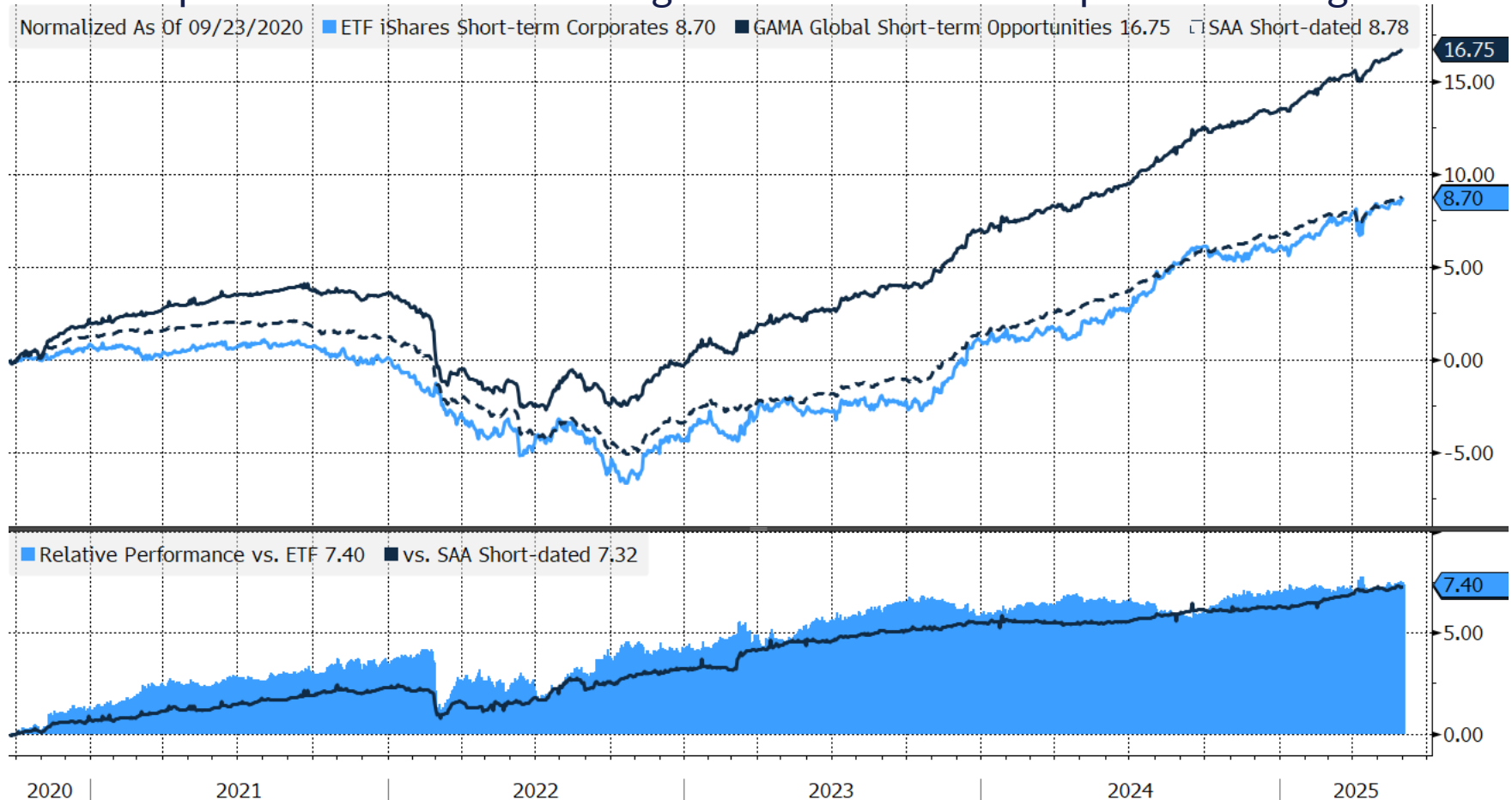
02-Jun-2025 18:57:49

Source: Bloomberg, GAMA calculations

# GAMA Global Short-Dated Opportunities (USD)



## Relative performance versus strategic asset allocation and passive strategies



Copyright© 2025 Bloomberg Finance L.P.

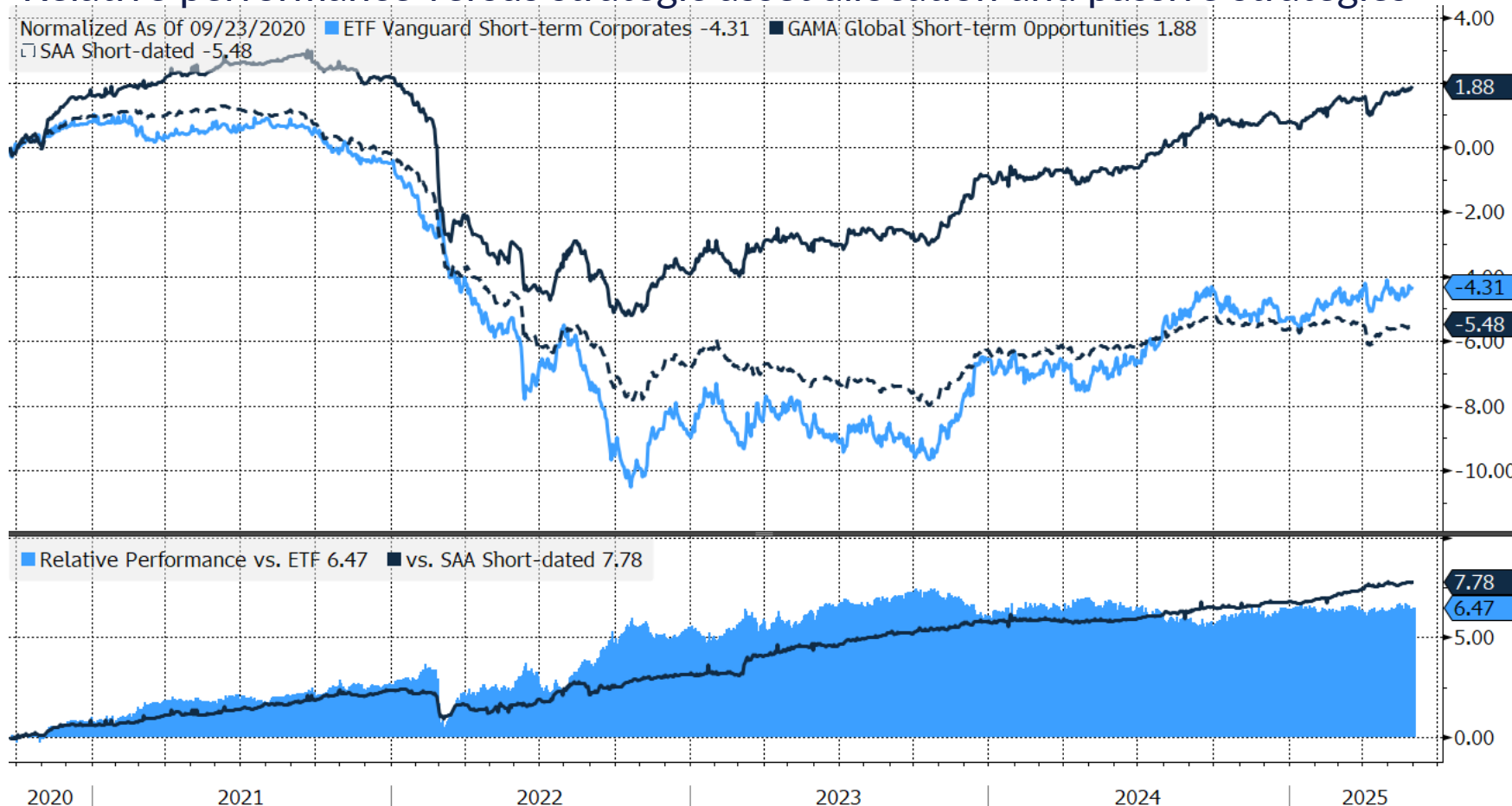
02-Jun-2025 18:56:04

Source: Bloomberg, GAMA calculations

# GAMA Global Short-Dated Opportunities (CHF)

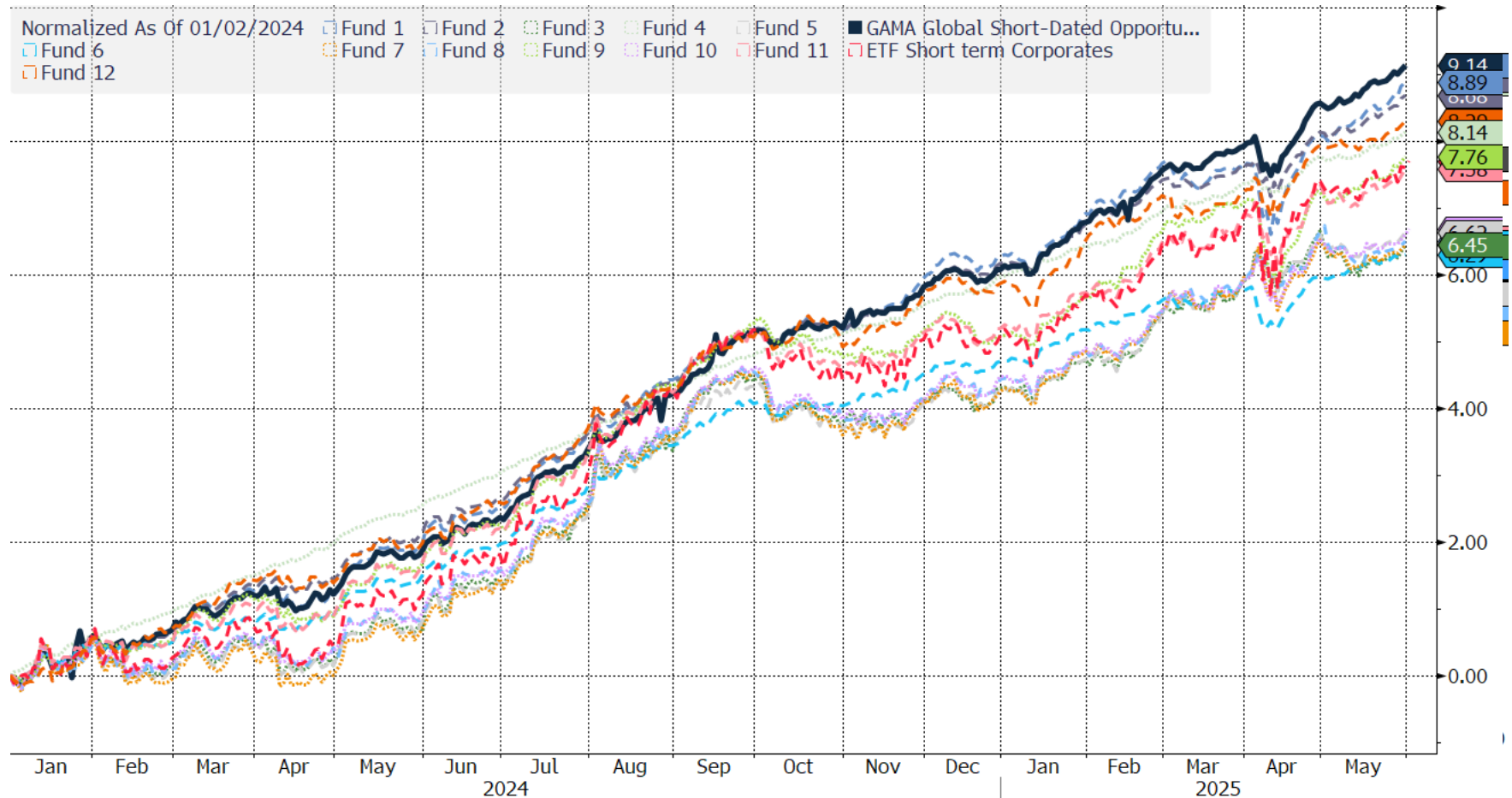


## Relative performance versus strategic asset allocation and passive strategies



Source: Bloomberg, GAMA calculations

# Global Short-Dated Opportunities - Peer Group (ST)

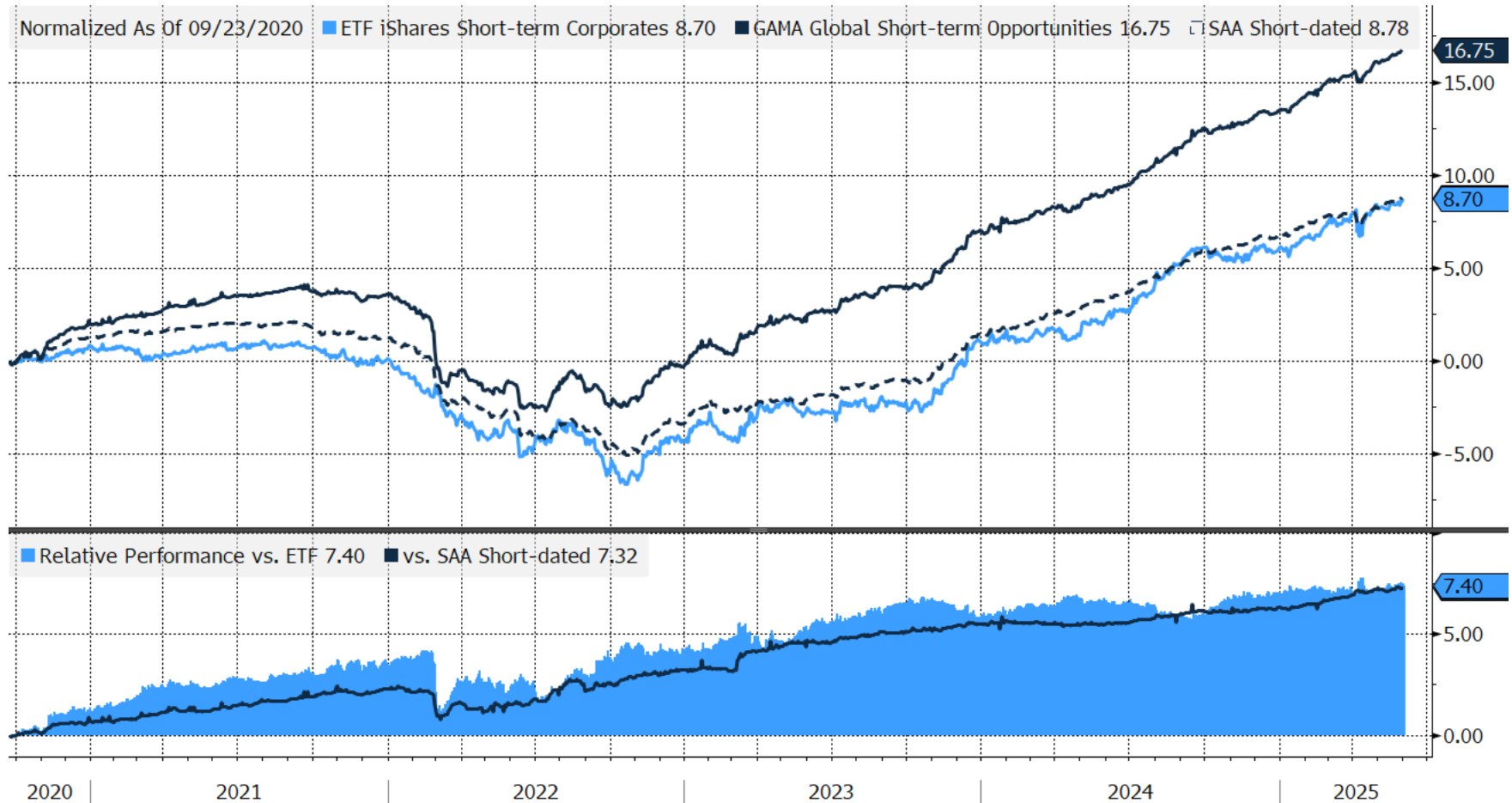


Copyright© 2025 Bloomberg Finance L.P.

02-Jun-2025 18:57:12

Source: Bloomberg, GAMA

# GAMA Global Short-Dated Opportunities



Copyright© 2025 Bloomberg Finance L.P.

02-Jun-2025 18:57:26

Source: Bloomberg, GAMA calculations

# Investment Process



## I. Strategy Generation



## II. Portfolio Construction



## III. Risk Management



# I. Strategy Generation

Fundamental decision-making process enhanced by quantitative models.

Focus on convexity and downside management.

## Fundamental analysis

### Macro

- Growth & inflation expectations
  - Monetary and fiscal policy
- 

### Micro

- Business model
- Financial analysis
- Governance
- Covenants
- Sustainability
- Liquidity



## Quantitative models

### Quantitative signals

- Valuation
- Momentum
- Carry
- Positioning

## II. Portfolio Construction – Four Steps



Client's needs

Client's base currency and risk tolerance

1

Strategic asset allocation

Weighting of a diversified mix of asset classes to meet the client's long-run objectives (annual review)

2

Tactical asset allocation

Tactical change of strategic weights according to our investment strategy

3

Security selection

Selection of the security according to the issuer, structure, currency, maturity, liquidity, etc.

4

Dynamic management of portfolio exposures

Adjusting portfolio exposures through derivatives to limit downside risk and exploit short-term opportunities

# 1. Strategic Asset Allocation (SAA)

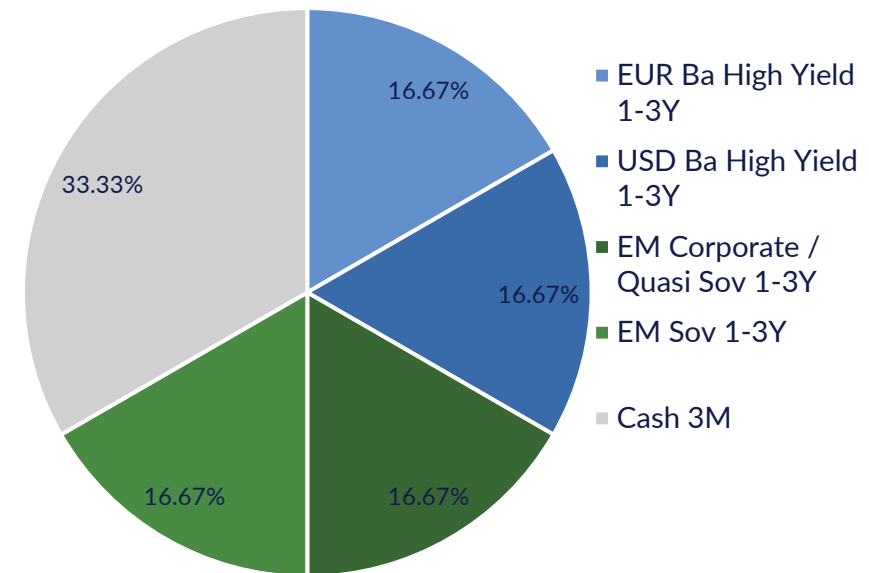


- ✓ The SAA is reviewed once a year except in exceptional circumstances.
- ✓ We use proprietary 10-year forward-looking expected returns for each asset class based on a deep analysis of risk premia
- ✓ We formulate a median case but also analyze alternative scenarios
- ✓ We shock asset class volatility and correlations
- ✓ We compare our capital market assumptions with those of major investors.



Mean-variance optimization using  
3 different scenarios

Illustration: Current SAA  
(Global Short-Dated)\*

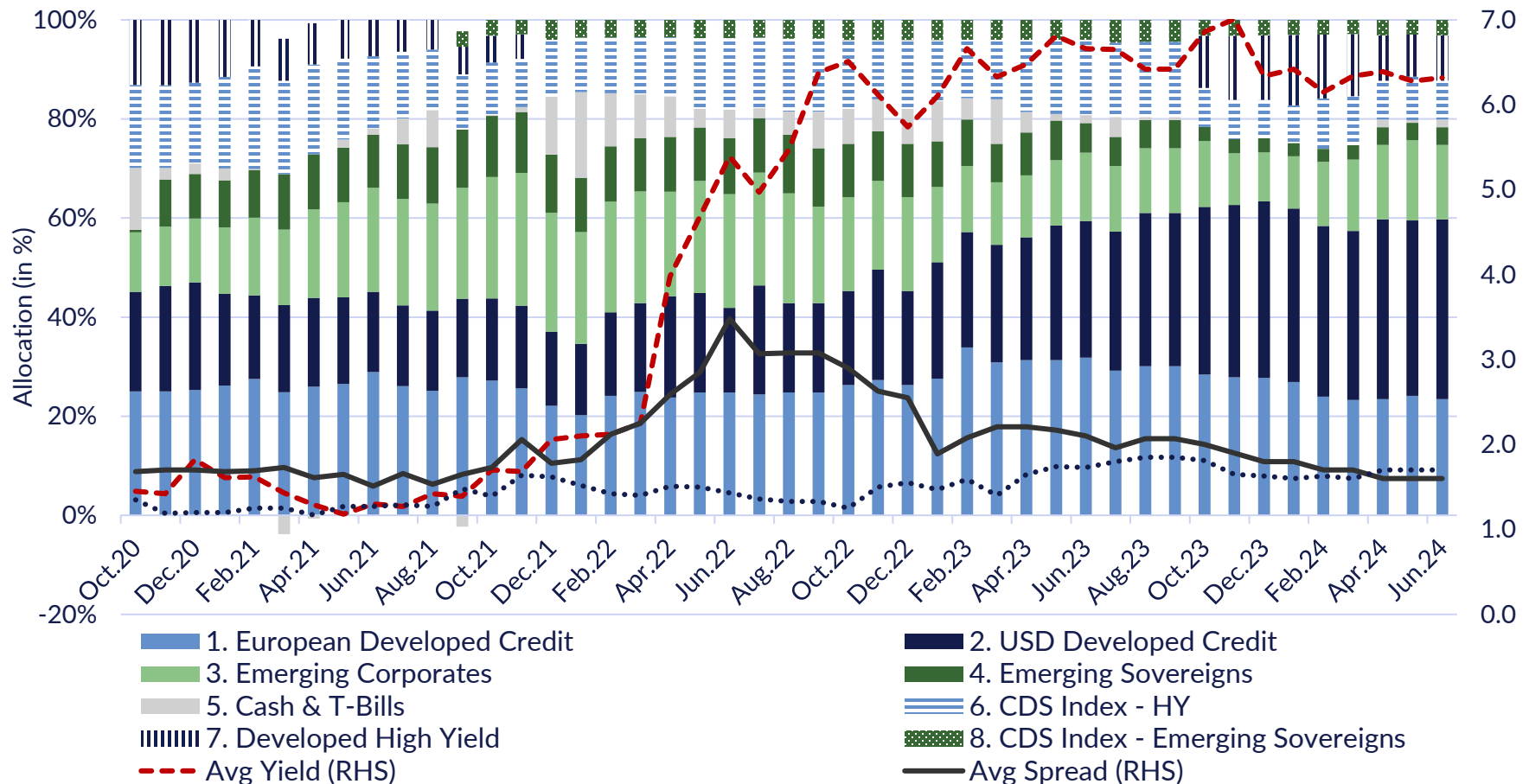


\* Sources: Bloomberg indices, the overall allocation is 2/3 developed credit and 1/3 emerging, on average IG (BBB+ rated) and an average duration of circa 1.5 years.

## 2. Tactical Asset Allocation (TAA)



The allocation is adjusted, based on valuations, fundamental view and top-down scenarios



# Sources Of Alpha



## Credit Selection

- Careful credit selection

## Relative Value

- Switches
- Yield after currency hedges
- Primary

## Maturity Extension

- Take advantage of steeper credit curves

## Convexity

- Optionality of bonds trading to maturity with call feature
- Corporate actions

## ESG Exclusions

- Nonconventional weapons, cluster bombs, anti-personnel mines
- Entities that derive more than 5% of their revenues from:
  - Tobacco
  - Nonconventional fossil fuel
  - Adult entertainment
  - Gambling

## Top-Down Input

- Liquidity conditions
- Risk appetite
- Sector preferences
- Regional preferences
- Cyclical views

## Credit Analysis

- Industry and Business Analysis
- Non-Financial Analysis (ESG)
- Financial Analysis
- Management/Ownership Analysis
- Capital Structure
- Covenants

## Security Analysis

- Liquidity
- Valuation
- Technical
- Upside/Downside Assessment

## Portfolio Considerations

- Currency
- Maturity
- Rank and types (senior, hybrid, subordination...)





## THREE PILLARS OF ESG POLICY AND EXTERNAL CHALLENGE

- ❑ **Exclusion:** restrict the investment in issuers that do not meet minimum fundamental responsibilities or are active in controversial activities.
  - ❑ **Integration:** favor issuers that best address the sustainability risks they face and adapt their business models and strategies to these new challenges.
  - ❑ **Engagement:** encourage the promotion of good corporate behaviors through constructive and open dialogue with the issuers.
- **ESG Board:** We benefit from the support of an independent ESG Board to support us in terms of sustainable finance and ESG positioning.

### Principles for Responsible Investment (PRI)



GAMA is signatory to the Principles for Responsible Investment (PRI\*) since February 2021.



GAMA is member of the Institutional Investor Group on Climate Change since April 2023



GAMA has taken various initiatives as an employer, including the encouragement of eco-mobility, to minimize carbon footprint and transparency

# Exclusion



## Exclusion

Securities issued by corporate entities that are directly or indirectly involved in the production or distribution of biological and chemical weapons, cluster bombs as well as depleted uranium munitions and in companies that violate, in a very severe way, one or more of the ten principles of the Global Compact.

## Exclusion Based On Revenue

### Nuclear Weapons

- Maximum 2% of revenue

### Tobacco

- Maximum 5% of revenue

### Unconventional fossil fuels including shale gas and tar sand

- Maximum 5% of revenue

### Adult entertainment

- Maximum 5% of revenue

### Gambling activities

- Maximum 5% of revenue

## Integration

Based on a bottom-up issuer analysis process which systematically integrates material ESG issues and opportunities.

## Examples of element used for assessment

### Corporates

#### ***Environment***

- Water consumption
- Carbon Gas Emission and Footprint
- Toxic Waste
- Exposure to Coal

#### ***Social***

- Health and Safety:
- Human Capital Development
- Human Right Compliance

#### ***Governance***

- Corporate Governance Practice
- Governance Exposure

### Sovereigns

#### ***Environment***

- Natural Resources Risks
- Sovereign Warming Potential
- Energy Security Risk
- Energy Productivity

#### ***Social***

- Human Capital Performance
- Income Inequality

#### ***Governance***

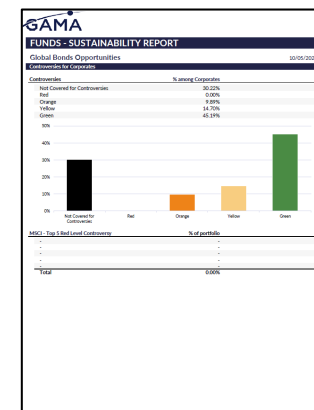
- Political Stability
- Institutional Strength
- Level Of Corruption

## GAMA's level

Engagement with, mainly, local companies, not covered by ESG rating agencies to discuss ESG issues and promote the improvement of their environmental and social characteristics, especially when a specific issue has been detected. Encourage appropriate disclosure of material information in public reports.

## Collaboration


Given its size and in order to have more influence on the targeted companies, GAMA engages in coordination with other investors. GAMA is member of the Institutional Investor Group on Climate Change since April 2023 and member of the UN PRI since February 2021.



# Credit Analysis



## 4-pages Reports with 1 page focusing on Sustainability



IMPORTANT INFORMATION - FOR FINANCIAL PROFESSIONALS AND INSTITUTIONAL INVESTORS ONLY - This Document is for information purpose only and does not constitute an offer or a recommendation to buy or sell any securities. The prices are indicative and might differ significantly depending on market conditions. Please see additional disclaimer and explanations at the end of the document.

IMPORTANT INFORMATION - FOR FINANCIAL PROFESSIONALS AND INSTITUTIONAL INVESTORS ONLY - This Document is for information purpose only and does not constitute an offer or a recommendation to buy or sell any securities. The prices are indicative and might differ significantly depending on market conditions. Please see additional disclaimer and explanations at the end of the document.

# Sustainability At GAMA Level



## Training

- We embed ESG into our corporate policies and reporting documents to maintain high standards of transparency, accountability, and governance more broadly.
- We seek to create a work environment where people are judged on their skills. We condemn all forms of discrimination and stereotyping, positive and negative.
- We encourage our employees' commitment to volunteer work and participation in educational programs.
- We strive to minimise the carbon footprint of our activities and to provide good stewardship of the environment
- 100% of investment staff to have an ESG certification



GAMA has taken various initiatives as an employer, including the encouragement of eco-mobility, to minimize carbon footprint and transparency

## SFDR Article 8

- All funds are currently under article 8 (Q4 2023)
- External reviewing of our funds



# ESG Advisory Board



GAMA benefits from the support of an independent ESG Board to support us in terms of sustainable finance and ESG positioning.

The firm can count on the expertise, experience and relevance of 3 members, whose skills in the ESG field are recognized.



**RENÉ SIEBER**  
INDEPENDANT BOARD MEMBER FOR  
GAMA



**DOMINIQUE HABEGGER**  
CHIEF SUSTAINABILITY OFFICER FOR  
DE PURY PICET TURRETTINI



**JEAN LAVILLE**  
PARTNER AT CONSER INVEST



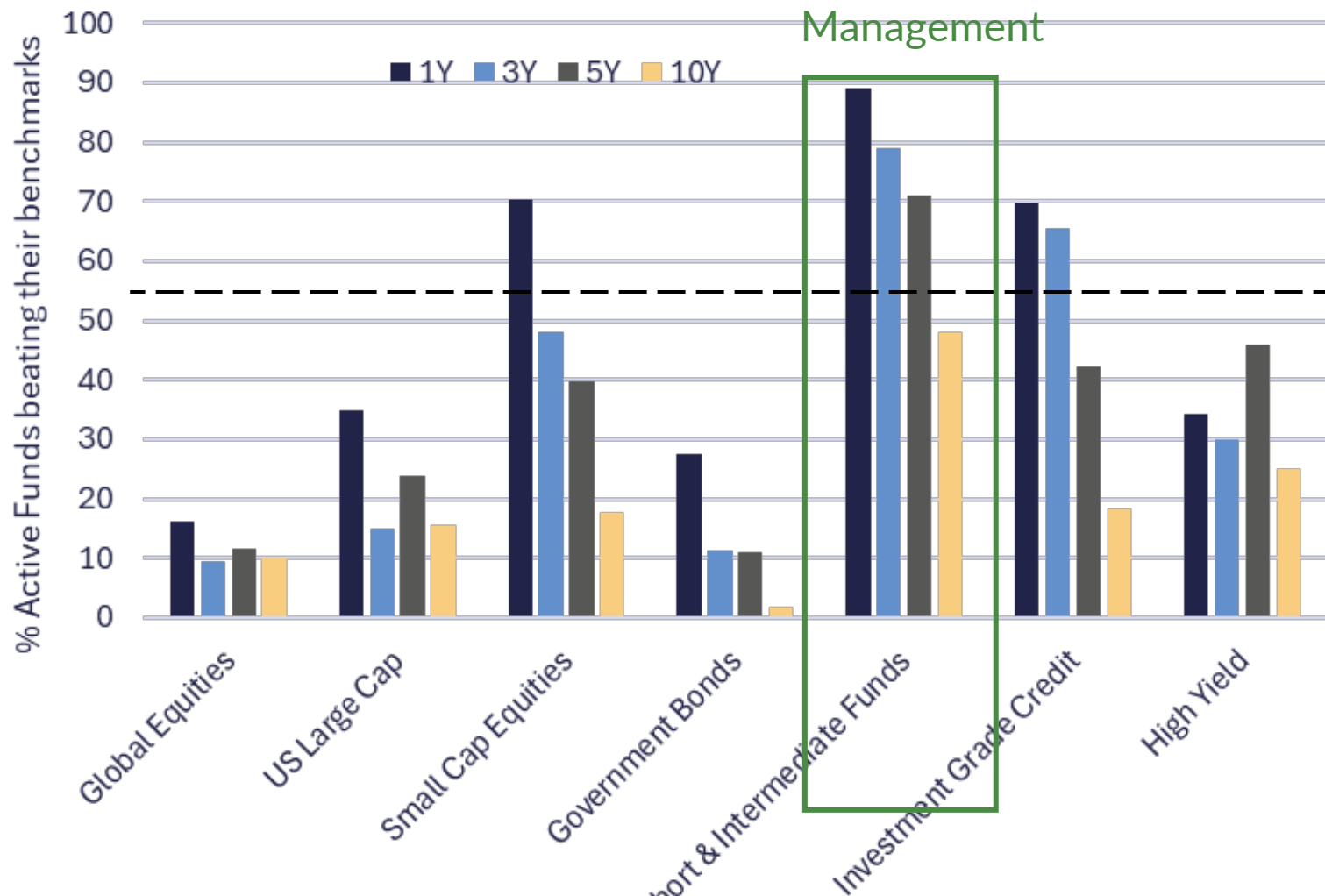
## RISK – 4 PILLARS IN OUR RISK MANAGEMENT

- **Several layers of risk management:** Three different and independent levels of risk monitoring, starting 1) at the portfolio management level, 2) with an independent consultant firm working with 3) our chief risk officer, and monitoring risk through different lenses.
- **Investment constraints:** We limit our risk at the portfolio level (e.g., maximum 1-year expected shortfall of 5%, average rating minimum BBB-), at the country levels and issuer levels (max 1% of fund for a BBB issuer).
- **Fundamental diversification:** we look beyond statistical measures of risk and diversification to fundamental diversification by analyzing sensitivity to various macro factors (e.g. USD, oil, interest rates, geopolitical risk).
- **Multi-scenarios and stress tests:** We calculate expected return under three different scenarios and stress test the portfolio under various assumptions.

# Active Fund Outperformance: Equities and Bonds

% Outperformance of Funds In Equities and Bonds (1Y, 3Y, 5Y, 10Y)

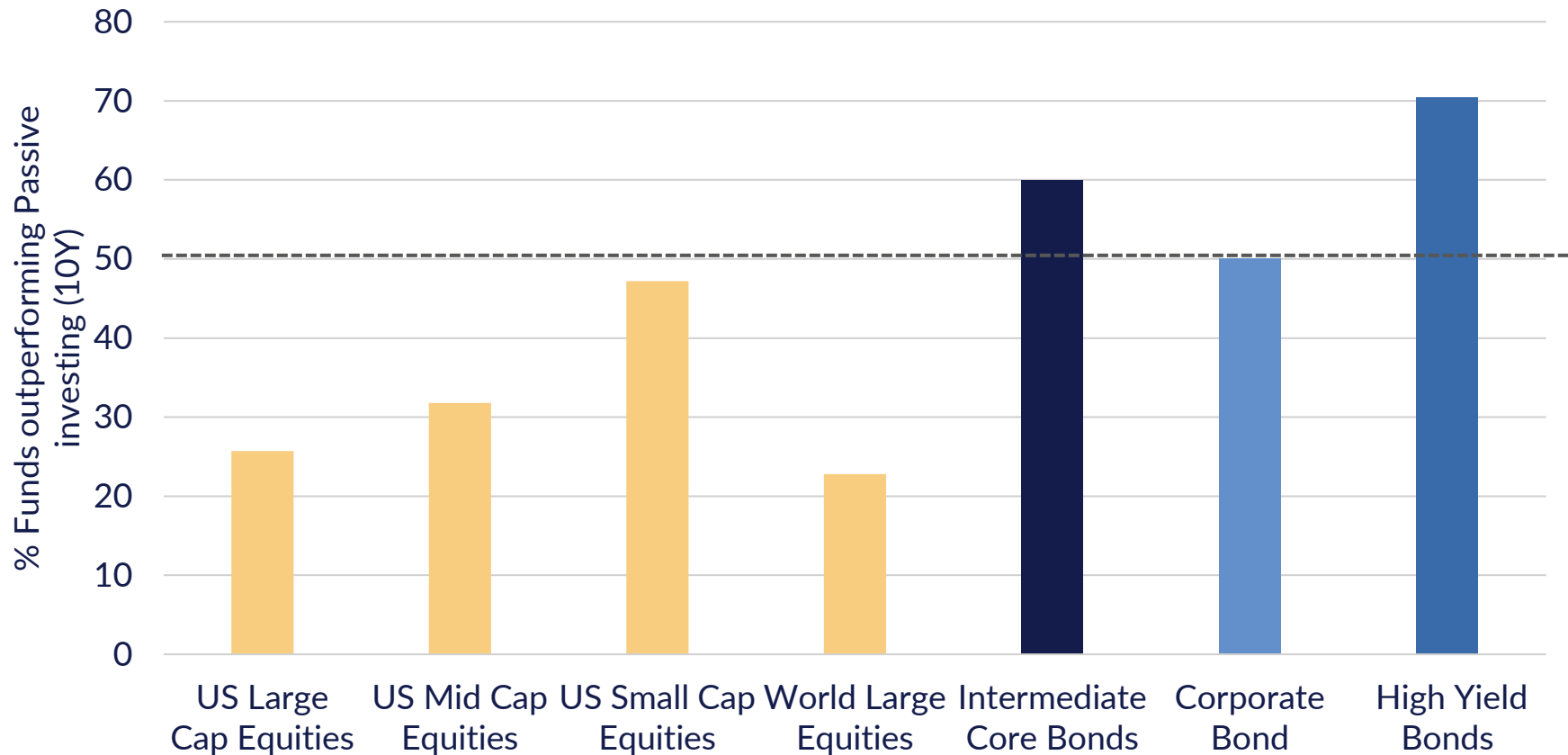
Focus for Active Management



# The Case For Active Fixed Income Management



In contrast to equities, the majority of fixed income funds are beating passive investments over 10Y.



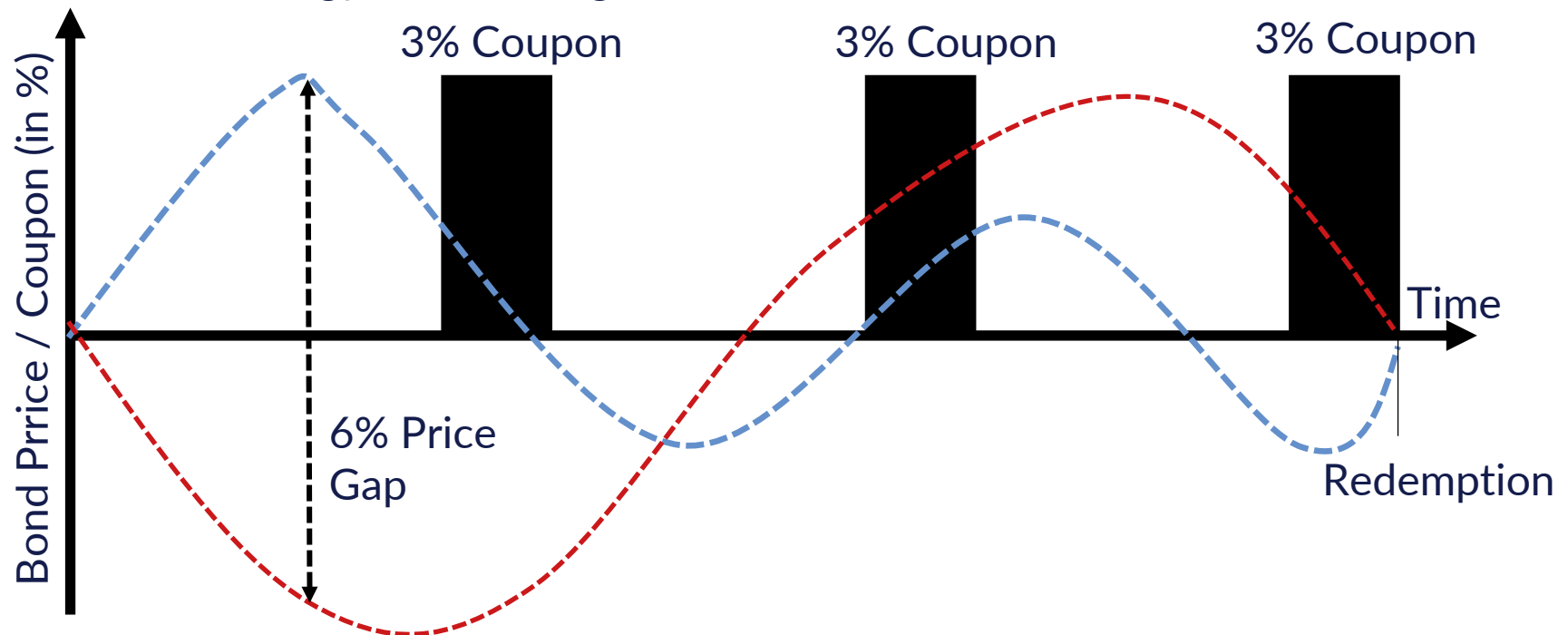
Source: Morningstar, Data and calculations as of 31.12.2022, focusing on funds in the low fee quintile that beat their benchmarks.

# The Case For Active Fixed Income Management



Imagine a world with 2 different 3Y bonds (IG), with same yield and coupon (3%): **Corporate A** and **Corporate B**. After 6 months, we observe a 6% price gap differential...

- Passive strategy\* or bad luck / bad skills active strategy\*\* = 3% annual
- Active strategy with luck / good skills\*\*\* = >5% annual



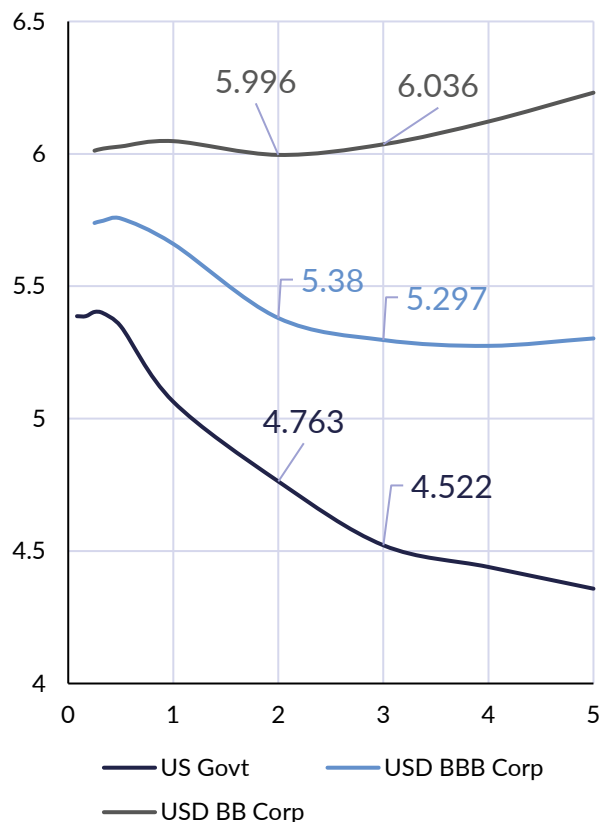
Source: \*Passive strategy would invest 50% in each bonds assuming the same weight in the index, \*\*bad luck or bad skills strategy would invest 100% in the Corporate B; \*\*\*good luck or skills strategy would invest 100% in Corporate A and switch into company B to capture a capital gain and beat passive investing

# Government Curves Are Challenging



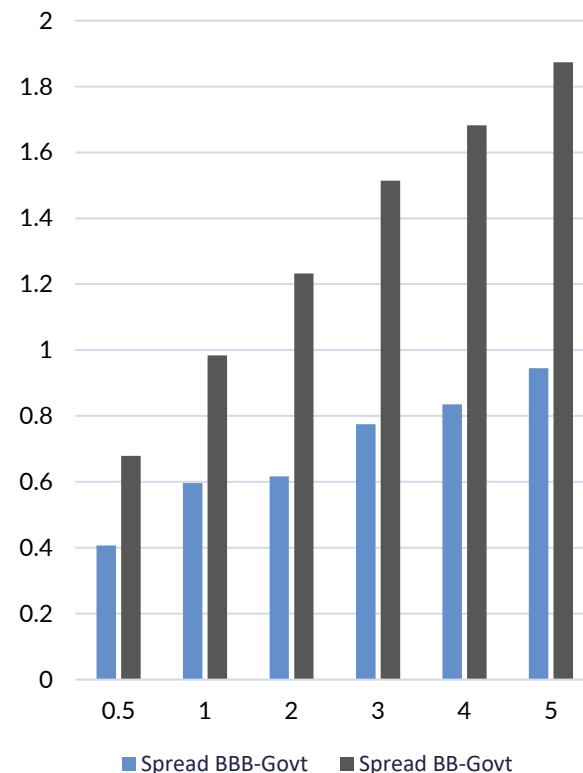
But credit curves offer some steepness

USD Curves



USD Carry-Roll  
Down on a 3-year  
bond:

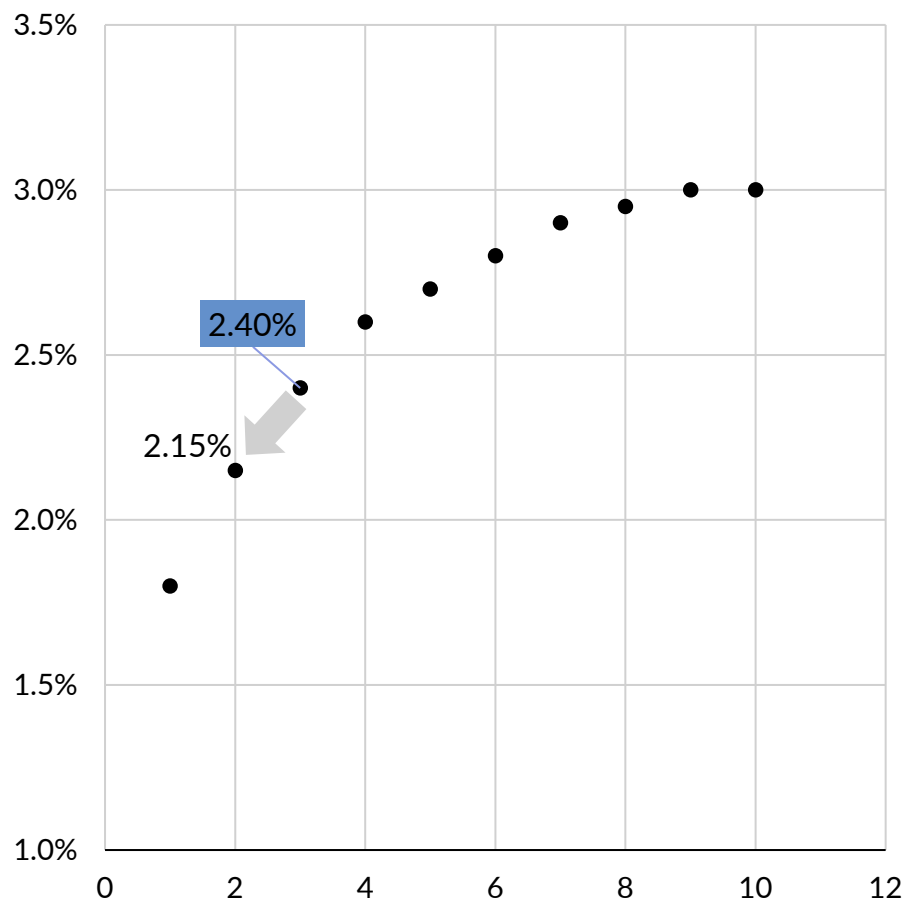
- Govt: 3.92% (3.92%\*)
- BBB: 5.09% (4.80%\*)
- BB: 6.14% (4.95%\*)



\*Yield after default with default assumption based on long term average multiplied by 2 for IG and 3 for HY.  
Historical default rates: US & EU govt 0%, US BBB- 0.24%, US BB 0.66%, EU BBB- 0.18%, EU BB 0.28% and 40% recovery rate

# Maturity Extension: Performance From Carry And Roll Down

Positively sloping curves generate performance



Purchase a 3-year bond  
with a duration of 2.5  
(Assumption curve does not move):

Carry of the bond over 1 year:  
2.4%

+

Roll-down:  
 $\Delta \text{yield} \times \text{duration} (*)$   
 $\approx (2.4\% - 2.15\%) \times 2.5$   
 $\approx 0.625\%$

=

Total return approximation  
over 1 year (\*):  
 $\approx 2.4\% + 0.625\%$   
 $\approx 3.025\%$

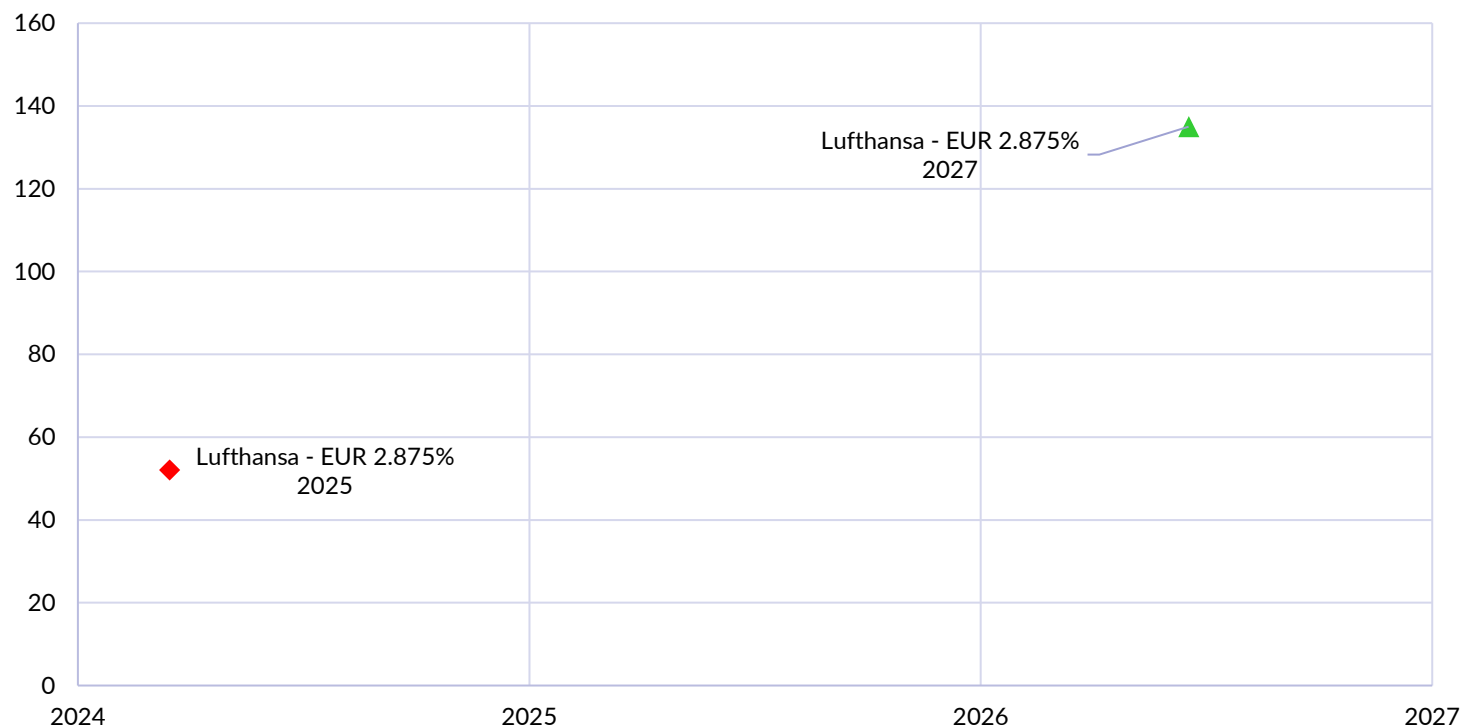
\*Simplified model grounded in specific assumptions. For illustrative purposes, it may not fully capture all real-world intricacies

# Maturity Extension



Example with Lufthansa done this past year

Trade	Name	CCY	Cpn	Maturity	Rank	Rating	Trade Price	Yield	G-Spread	Spread vs Swap
Sell	Lufthansa	EUR	2.875	11/02/2025	Sr Unsecured	BBB-	98.88	4.10	59	52
Buy	Lufthansa	EUR	2.875	16/05/2027	Sr Unsecured	BBB-	96.289	4.13	153	135



Sources: Bloomberg, GAMA Calculations



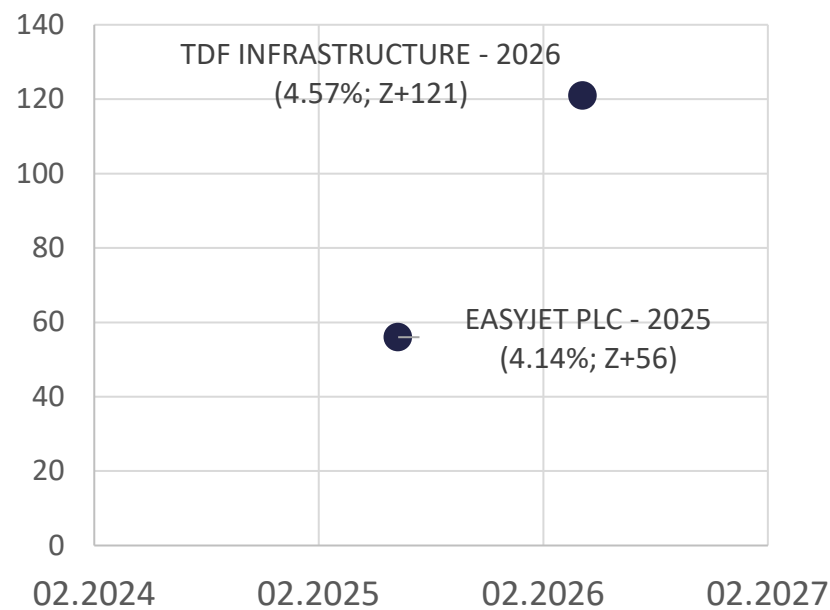
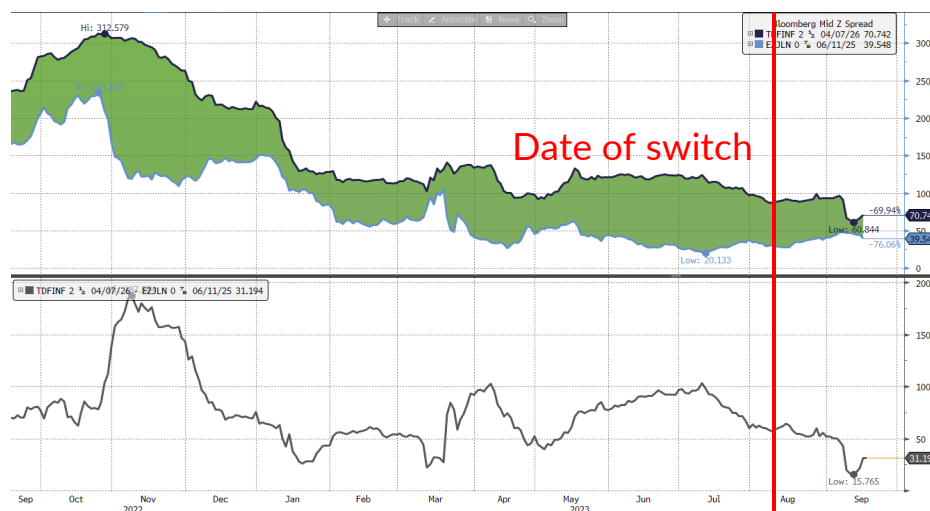
# Relative Value



As a rule of thumb, aim at BBB papers above Z+100-120. For HY buy above Z+200.

- Switch out of paper that have tightened and invest in higher spreads

Trade	Issuer	Cpn	Maturity	Rank	Rating	CCY	Trade price	YTW	G-Spread	Z-Spread
Sell	EASYJET PLC	0.875	11/06/2025	Sr Unsecured	BBB-	EUR	94.229	4.14%	95	56
Buy	TDF INFRASTRUCTURE	2.5	07/04/2026	Sr Unsecured	BBB-	EUR	94.85	4.57%	167	121



# Relative Value - FX Hedge Cost



Name	CCY	Cpn	Maturity	Rank	Ask Price	Yield	Hedged yield in EUR	G-Spread	Spread vs Swap
Softbank	USD	6	30/07/2025	Sr Unsecured	99.684	6.34	4.84	147	157
Softbank	EUR	4.75	30/07/2025	Sr Unsecured	101.6	3.91	3.91	52	34
Ineos	USD	7.5	15/04/2029	Secured	100.13	7.60	6.10	331	362
Ineos	EUR	6.375	15/04/2029	Secured	100.85	6.29	6.29	378	341



Sources: Bloomberg, GAMA Calculations

# What Makes GAMA Funds Different



## GAMA Asset Management:

- ✓ Independent investment firm focused on unconstrained global strategies
- ✓ Highly experienced and successful investment managers
- ✓ Rigorous investment process combining fundamental analysis with robust quantitative signals

## The GAMA Funds and dedicated mandates:

- 🌀 Global unconstrained active strategies with a proven track record
- 🌀 Better risk/return profile than corresponding market indices

# Disclaimer



This marketing document has been issued by GAMA Asset Management SA (hereinafter "GAMA"). This Document is for information purpose only and does not constitute an offer or a recommendation to buy or sell any securities. It is not intended for distribution, use or publication in any jurisdiction where such distribution use or publication would be prohibited. This document is the property of GAMA and is addressed to its recipient exclusively for their personal use. It may not be reproduced (in whole or in part), transmitted, modified, or used for any other purpose without the prior written permission of GAMA. The data are indicative and might differ significantly depending on market conditions. We do not guarantee the timeliness, accuracy or completeness of the information on this document. Information may become outdated and opinions may change, including as a result of new data or changes in the markets. The document may include information sourced from third parties. We are not responsible for the accuracy or completeness of, and do not recommend or endorse, such information. Except to the extent any law prohibits such exclusion, we are not liable for any loss (including direct, indirect and consequential loss, loss of profits, loss or corruption of data or economic loss of any kind) that may result from the use or access of, or the inability to use or access, the materials on this document. The value of investments and any income from them may go down as well as up. Investors may not get back all of their original investment. Past performance is no guarantee of future results. Each investor must make her / his own independent decisions regarding any securities or financial instruments mentioned herein. Investments are subject to various risks, such as credit risk, interest rate risks, currency

risks, or liquidity risks, as well as regulatory, legal and tax risk. The investments mentioned in this document may carry risks that are difficult to assess and quantify and those risks may significantly change over time. Some bond segments with specific features might be considered as complex instruments and may involve a high degree of risks and may be appropriate investments only for sophisticated investors who are capable of understanding and assuming the risks involved. They might therefore be aimed only for those investors that are able to understand the risks involved and are ready to bear their associated risks. Before entering any transaction, investors should consult their investment advisor and, where necessary, get independent professional advice in respect to the risks and suitability of the investment. The liquidity of an instrument may not have a well-established secondary market or in extreme market conditions may be difficult to value, to buy or sell. Tax treatment depends on the individual circumstances of each person and may be subject to change in the future. GAMA does not provide tax advice. Therefore, each investor must verify with his/her external tax advisors whether the securities are suitable for her/his circumstances. GAMA may or may not hold positions in securities as referred to this document in the funds or portfolios managed on behalf of its clients.

© 2021 — GAMA Asset Management SA is authorised and regulated by FINMA as an asset manager of collective investment schemes — all rights reserved.



**Rue de la Pélisserie 16,  
CH-1204 Geneva, Switzerland**

**info@gama-am.ch  
www.gama-am.ch**

**+41 (0)22 318 00 33**