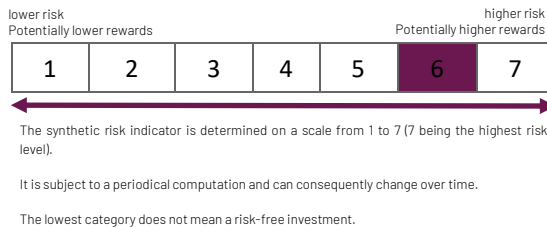


Fund Information

Legal Form	Sub-fund of Augmenta Sicav
Launch Date	06/30/2023
Investment Manager	Diaman Partners Ltd
Fund Administrator	Apex Fund Services (Malta) Ltd
Custodian	Swissquote Financial Services (Malta) Ltd
Capital Protection	No Capital Guarantee

Risk and Reward Profile



Fund Objective & Investment Policy

Digital Asset Momentum is the first UCITS fund in Europe that invests in crypto related assets (ETPs) and allows retail investors to gain exposure to digital assets, including Bitcoin and the leading crypto-currencies by market cap.

The investment strategy is based on an Augmented Intelligence approach, combining an artificial intelligence model, which selects assets based on "momentum" indicators, with a rigorous process of fundamental analysis and selection of the investment universe, by the Diaman Partners research team.

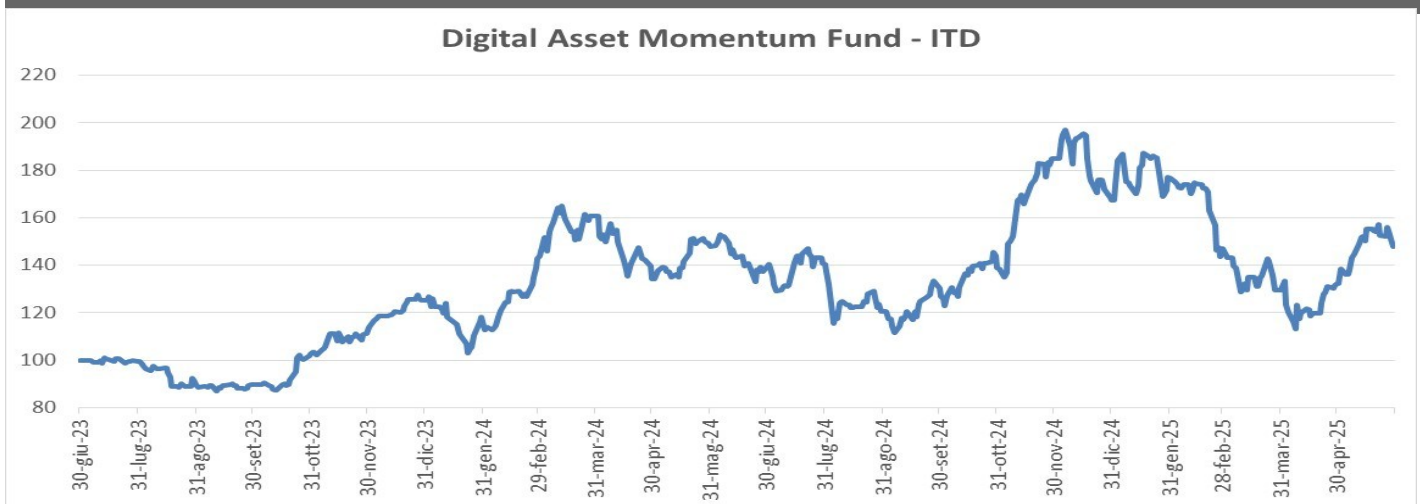
The strategy aims to achieve capital growth by benefiting from the appreciation of the underlying assets, but with lower volatility and drawdowns than those of the asset class.

The portfolio is rebalanced monthly and the overall exposure to digital asset may decrease up to 60% in unfavorable market conditions.

Fund Managers Report

The stock market linked to the blockchain sector closed the month in positive territory, on average 18%. The portfolio at the end of the month is composed of 33 financial instruments, equal to a percentage of 93%, in line with the April allocation. The composition is made up of 59% American stocks, 10% European stocks, 17% Asian stocks and 7% ETPs that replicate digital assets. The fund closed the month at +11.83% net of all costs. The best contributor to performance was the Japanese stock Metaplanet, with a performance of +175.65% (in euros). The fund is open-exchange, exposed to 62% in dollars, 8% in yen, 17% in euros and the remainder in other currencies. Overall, currencies other than the euro had a marginal negative impact on the final performance.

Historical Performances (Since Inception)



Historical Monthly Performances

	JAN	FEB	MAR	APR	MAY	JUN	JUL	AGO	SEP	OCT	NOV	DEC	YTD
2023							-0.31%	-10.11%	+0.24%	+14.15%	+8.64	+12.56	+25.38%
2024	-8.88%	+25.05%	+12.63%	-16.59%	+10.25%	-7.14%	+2.19%	-14.26%	+8.23%	+6.68%	+32.99%	-9.44%	+33.52%
2025	+5.48%	-16.60%	-12.13%	+2.29%	+11.83%								-11.58%

Performance

+48.03%

+0.03.%

Standard Deviation (Annualizzata)

38.05%

42.94%

Sharpe Ratio

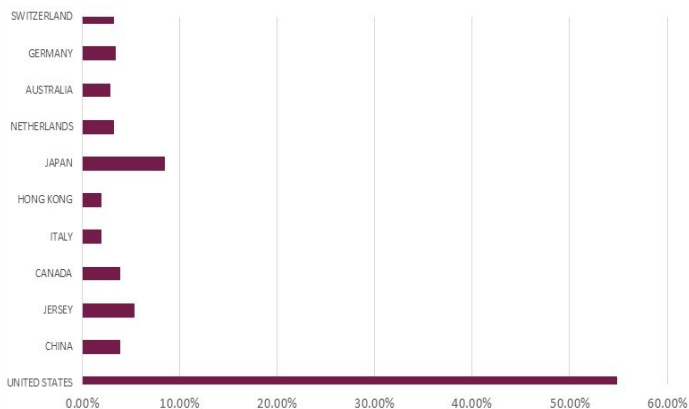
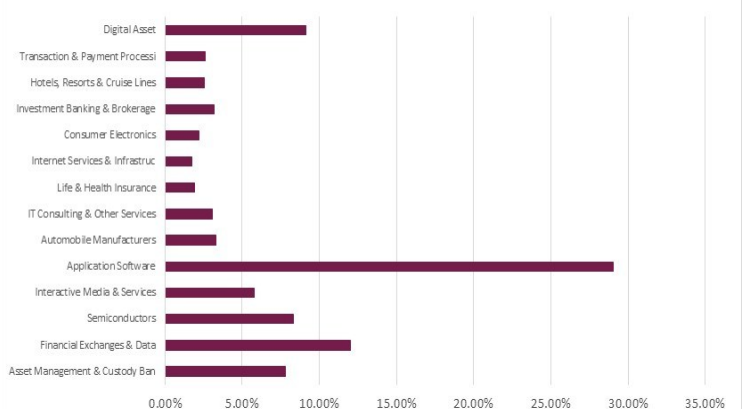
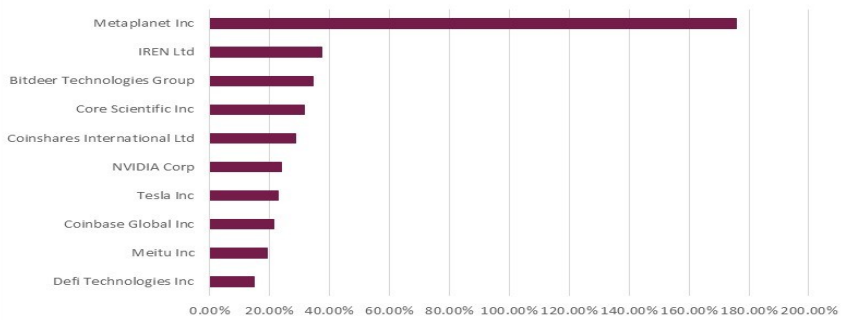
+0.59

0.00

Downside Risk (Annualizzato)

26.54%

30.59%

Issuer Weights
Country Avg Weight %

Underlings Weights
Sector Weight %

TOP 10 - Total Return %
Top 10 Total Return %

Type Strategy %

Etp	9.16%
Equity	83.53%
Bond	0%
Unit Trust	0%
Cash	7.32%

TOP 10 Positions

US5949724083	MicroStrategy Inc	7.96%	UNITED STATES
US12572Q1058	CME Group Inc	3.70%	UNITED STATES
US36317J2096	Galaxy Digital Inc	3.66%	UNITED STATES
DE000A27Z304	Bitwise Physical Bitcoin ETP	3.38%	GERMANY
US88160R1014	Tesla Inc	3.30%	UNITED STATES
US21874A1060	Core Scientific Inc	3.28%	UNITED STATES
US6311031081	Nasdaq Inc	3.21%	UNITED STATES
US19260Q1076	Coinbase Global Inc	3.20%	UNITED STATES
BMG3602E1084	Flow Traders Ltd	3.19%	NETHERLANDS
CH0454664001	21Shares Bitcoin ETP	3.18%	SWITZERLAND

Share Class Details

NAV (as per 05/30/25)	
Class A EUR - MT7000033916	148.0129
Class B USD - MT7000033924	150.6579
Class C EUR - MT7000033932	145.6003
Class D USD - MT7000033940	153.3484
Share class	Retail
Domicile	Malta
NAV	Daily
Min. initial investment	1,000€
Min. subsequent investment	500€
Management Fee	2.5%
Entry Fee	
Class A e B	up to 3%
Class C e D	0%
Exit Fee (within 3 years)	
Class A e B	0%
Class C e D	up to 3%
Performance Fees (HWM)	20%
Hurdle Rate	5%