


Fund Information

Legal Form	Sub-fund of Augmenta Sicav
Launch Date	06/30/2023
Investment Manager	Framont & Partners Management Ltd
Sub-Investment Manager	Diaman Partners Ltd
Fund Administrator	Apex Fund Services (Malta) Ltd
Custodian	Swissquote Financial Services (Malta) Ltd
Capital Protection	No Capital Guarantee

Risk and Reward Profile



The synthetic risk indicator is determined on a scale from 1 to 7 (7 being the highest risk level).

It is subject to a periodical computation and can consequently change over time.

The lowest category does not mean a risk-free investment.

Fund Objective & Investment Policy

Digital Asset Momentum is the first UCITS fund in Europe that invests in crypto related assets (ETPs) and allows retail investors to gain exposure to digital assets, including Bitcoin and the leading cryptocurrencies by market cap.

The investment strategy is based on an Augmented Intelligence approach, combining an artificial intelligence model, which selects assets based on "momentum" indicators, with a rigorous process of fundamental analysis and selection of the investment universe, by the Diaman Partners research team.

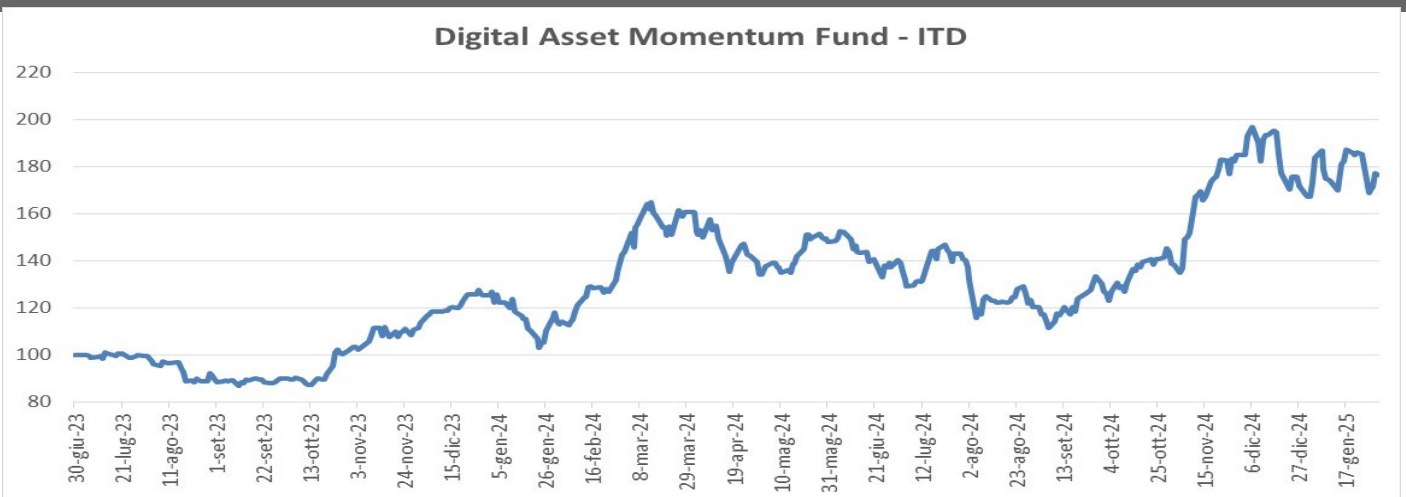
The strategy aims to achieve capital growth by benefiting from the appreciation of the underlying assets, but with lower volatility and drawdowns than those of the asset class.

The portfolio is rebalanced monthly and the overall exposure to digital asset may decrease up to 60% in unfavorable market conditions.

Fund Managers Report

The digital asset market closed the month of January with mixed returns. Bitcoin gained +8.96% while Ethereum lost -0.84%. Altcoin indices achieved an average performance of +15%. Equity indices linked to the blockchain sector closed the month at an average of +6%. During the month, the investment in ETPs on digital assets was reduced to increase exposure to equity securities linked to blockchain. At the end of the month, the portfolio was composed of 27 financial instruments, representing 100% of the allocated assets. The portion of the portfolio invested in ETPs is allocated to 4% in Bitcoin, 2% Ethereum, 1.5% Solana and 1.55 Binance. 85% of the portfolio was allocated to equity securities linked to the digital asset sector, which overall contributed negatively to the performance of the month. The monthly performance of the fund stood at +5.48%, slightly lower than the reference indices. The main positive contributor of the month was the Robinhood Market stock, with a performance of +38.48% (in euros). Finally, the euro/dollar exchange rate, to which the fund is exposed for about 78%, closed at +0.08%, marginally negatively impacting the overall performance.

Historical Performances (Since Inception)



Historical Monthly Performances

	JAN	FEB	MAR	APR	MAY	JUN	JUL	AGO	SEP	OCT	NOV	DEC	YTD
2023							-0.31%	-10.11%	+0.24%	+14.15%	+8.64	+12.56	+25.38%
2024	-8.88%	+25.05%	+12.63%	-16.59%	+10.25%	-7.14%	+2.19%	-14.26%	+8.23%	+6.68%	+32.99%	-9.44%	+33.52%
2025	+5.48%												+5.48%

Performance

+76.58%

+5.48%

Standard Deviation (Annualizzata)

36.87%

47.73%

Sharpe Ratio

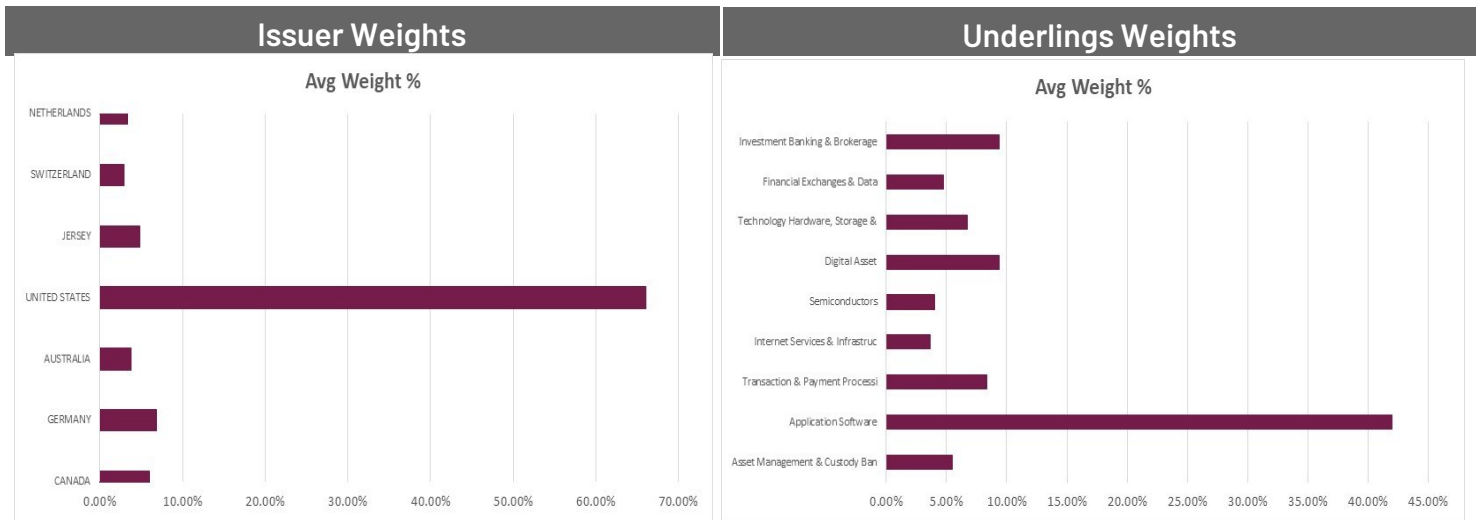
+1.16

+1.64

Downside Risk (Annualizzato)

25.11%

40.84%



Strategy	Percentage
Etp	9.41%
Equity	84.40%
Bond	0%
Unit Trust	0%
Cash	6.18%

ISIN	Company	Weight
US5949724083	MicroStrategy Inc	9.19% UNITED STATES
US7707001027	Robinhood Markets Inc	6.06% UNITED STATES
US19260Q1076	Coinbase Global Inc	4.75% UNITED STATES
US70450Y1038	PayPal Holdings Inc	4.20% UNITED STATES
US8522341036	Block Inc	4.13% UNITED STATES
KYG037AX1015	Ambarella Inc	4.06% UNITED STATES
AU0000185993	IREN Ltd	3.78% AUSTRALIA
DE000A27Z304	ETC Group Physical Bitcoin	3.75% GERMANY
US7672921050	Riot Platforms Inc	3.74% UNITED STATES
US0381692070	Applied Digital Corp	3.64% UNITED STATES

Parameter	Value
NAV (as per 01/31/25)	
Class A EUR - MT7000033916	176.5620
Class B USD - MT7000033924	164.1020
Class C EUR - MT7000033932	174.3222
Class D USD - MT7000033940	167.4578
Share class	Retail
Domicile	Malta
NAV	Daily
Min. initial investment	1,000€
Min. subsequent investment	500€
Management Fee	2.5%
Entry Fee	
Class A e B	up to 3%
Class C e D	0%
Exit Fee (within 3 years)	
Class A e B	0%
Class C e D	up to 3%
Performance Fees (HWM)	20%
Hurdle Rate	5%

Framont & Partners Management Ltd.
 Regent House, 7th Floor, FL 72
 Bisazza Street
 Sliema - SLM 1640 - MALTA
 tel. +356 2010 5592
Gianluigi Montagner
 gianluigi.montagner@framontmanagement.com



DISCLAIMER Augmenta SICAV (the 'Scheme') is licensed by the Malta Financial Services Authority (MFSA) as a Maltese UCITS Investment Fund ('UCITS') in terms of the Investment Services Act, 1994 (ISA). The information on this presentation is for general informational purposes only. The information on this document does not constitute an offer to sell or a solicitation of an offer to buy any security or any financial instrument or to provide any investment advice in any jurisdiction.

Framont & Partners Management Ltd is not providing specific investment advice to any individual or organisation viewing the content of this presentation and does not represent that the securities or services described herein are suitable for any specific investor. Users are advised not to rely on any information contained in this presentation for the purposes of making a fully informed investment decision but should review the current offering documents of the Scheme and it is always advisable to seek professional advice. Past performance is not indicative of future results and the value of the investment may go up as well as down. Please note that the returns shown are gross of taxes which may be payable in relation to the tax residence of the investor. Any initial charges and exit fees that may apply may lower the amount invested and the amount received upon redemption.

This factsheet is prepared by the Management Company, Framont & Partners Management Ltd, (the Company) [Regent House 7th Floor, 72 Bisazza Street, Sliema, Malta] which is licensed and regulated by the MFSA in terms of the ISA and qualifies as 'UCITS Management Company' and 'Alternative Investment Fund Manager'. An extract of the Investment Services licence and any other relevant information can be found on the MFSA's website: www.mfsa.com.mt.