

Disclaimer

The domicile of the Fund is Luxembourg. The Representative of the Fund in Switzerland is OpenFunds Investment Services AG, with its registered office at Seefeldstrasse 35, CH-8008 Zurich, Tel +41 44 500 31 08, www.open-funds.ch. The Paying Agent in Switzerland is Societ  Bancaria Ticinese SA, Piazza Collegiata 3, 6501 Bellinzona, Tel. +41 91 821 51 21, Fax. + 41 91 825 66 18, www.bancaria.ch. The distribution of Shares of the Fund in Switzerland must be made exclusively to Qualified Investors. The place of performance and jurisdiction for the Shares of the Fund distributed in Switzerland is at the registered office of the Representative. Publications to Swiss investors in respect of the Shares of the Fund are effected on the electronic platform www.fundinfo.com.

Performance in %

	1 month	YTD	1 Year	3 Years	5 Years	Inception Date
Norron Target R	-0,27	-0,62	-2,55	-13,24	2,68	2011-02-01

Investment Manager Report

During the month, Norron Target experienced a slight decline of -0.27 percent, with large and mid-cap companies being the main contributors to the fund. In contrast, bonds and smaller companies acted as drags on the fund's performance, with bonds delivering the most significant negative impact at -0.40 percent.

Similar to January, when our overweight position in the banking sector was rewarded following a series of strong quarterly reports, Handelsbanken delivered positive news with an increased dividend and higher revenues, establishing itself as the fund's leading contributor. On the upside, SEB, Investor, and Novo Nordisk continued to perform well, with Mowi also experiencing a positive boost during the month due to higher salmon prices. On the downside, developments in Nibe, Nykode, and Renewcell were less pleasing, with the latter unfortunately deciding to file for bankruptcy after failing to secure its financing. Even though the exposure at the time constituted a very small fraction of the fund, it presents a setback from both a financial and sustainability standpoint. Although the company, to our understanding, has a viable product and the industry as a whole is facing a crucial sustainability transition, Renewcell's challenges in scaling demand to profitable levels were notable.

Looking at fund-specific news, we divested from ABB, initiated a new position in Alfa Laval, and increased our stake in Hexagon. There have been no major changes in the allocation between stocks and bonds, while we have slightly increased the net equity exposure from 20 to 25 percent. The majority of the fund's protection currently consists of derivative contract. Additionally, we hold several options with expiry in September to capitalize on cheap volatility.

Information

Name	Norron Target R
Inception Date	2011-02-01
Fund Size, mSEK	1 118
Month End Price	138,85
Base Currency	Swedish Krona
Management Fee	1,00%
Performance Fee	20,00%
ISIN	LU0580531472
EU SFDR Fund type	Article 8
SRRI	3

Team: Ulf Frykhammar, Peter Werleus, Jan T rnstrand, Marcus Plyhr, Oscar Sj gren, Jesper Laudon Meyer (Sustainability Manager), Johan Solini, Gustaf Sj gren

Sustainability Data (explanation on the last page)

Taxonomy Aligned	3,70%
Green/Low Carbon	1,80%
Enabling	1,80%
Transition	0,10%
Sustainable Investments	67,00%
UN Global Compact	83,60%
ESG Risk Reporting	85,40%
Science Based Target	30,60%

Monthly Returns in % - Norron Target R SEK

	Jan	Feb	Mar	Apr	May	Jun	Jul	Aug	Sep	Oct	Nov	Dec	Year
2024	-0,34	-0,27											-0,62
2023	0,11	-1,38	-2,08	-0,42	-0,76	-0,51	-0,07	-0,01	-1,04	-1,03	1,74	2,31	-3,19
2022	-3,06	-0,85	0,71	-2,54	-2,40	-3,11	2,32	-0,15	-1,78	-0,12	0,82	-0,27	-10,08
2021	1,72	1,84	-0,82	-0,98	0,57	-0,47	-0,36	1,65	-0,92	-0,90	1,92	0,65	3,88
2020	1,06	-3,83	-9,24	6,24	2,49	1,79	1,69	2,85	1,88	-1,83	5,17	3,94	11,77
2019	1,17	2,48	-0,68	0,96	-1,27	-0,16	-0,77	-1,35	0,79	1,30	1,47	1,96	5,97
2018	0,70	-0,15	-1,23	2,22	0,91	-0,07	0,02	-0,07	1,22	-3,41	-0,79	-2,36	-3,10
2017	0,16	0,38	-0,23	1,20	-0,15	-0,87	0,64	-1,33	2,49	1,10	-1,71	1,12	2,76
2016	-3,23	0,22	0,42	1,26	1,06	-1,08	2,34	0,52	2,59	0,29	0,44	0,61	5,45
2015	1,20	0,91	0,42	1,11	-0,21	-1,33	0,50	-1,68	-1,84	1,25	2,25	-0,74	1,74
2014	0,49	2,18	0,27	0,69	1,59	0,87	-0,41	-0,53	-1,40	-0,90	0,51	-0,15	3,21
2013	1,30	0,58	-0,31	0,94	1,70	-0,78	2,21	0,32	1,08	2,37	1,20	1,24	12,45
2012	1,54	1,46	-0,11	0,23	-1,37	-0,80	0,96	0,99	0,87	0,22	0,66	0,70	5,45
2011	—	—	0,25	0,43	-0,12	0,12	-0,42	0,30	-0,35	0,46	-0,81	-0,14	—

A fund's historical return is no guarantee of future returns. The value of the fund units can both increase and decrease as a result of market developments and it is not certain that you will get back all the invested capital.



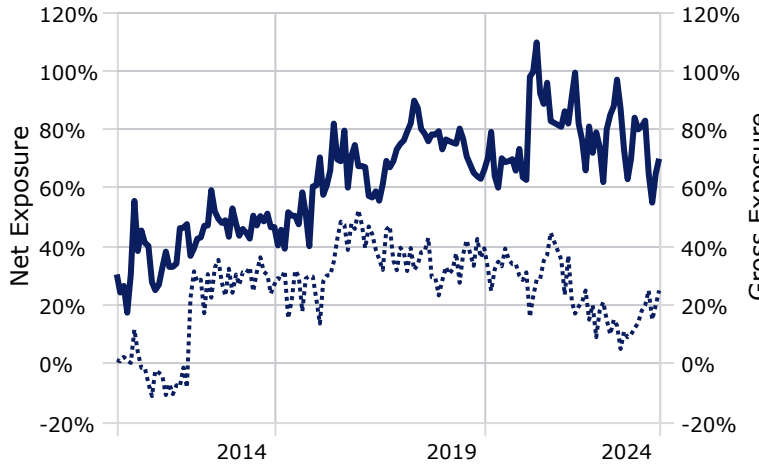
Norron Target

ISIN for Swiss investors: LU1982816206

MONTHLY REPORT

FEBRUARY 2024

Net and Gross Exposure



••Norron Target R (Net Exposure) ■Norron Target R (Gross Exposure)

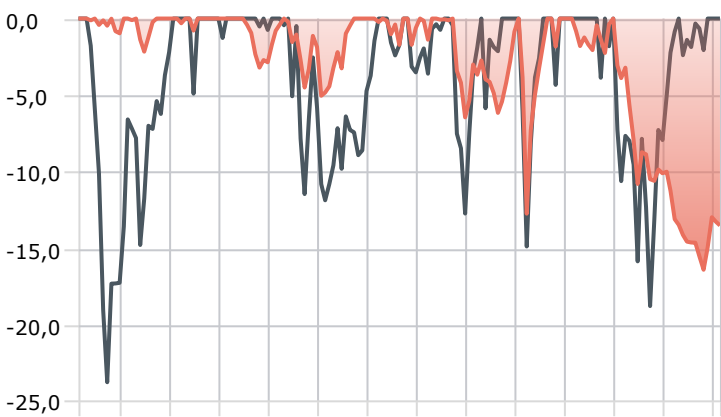
5 Largest positions in % of NAV

Atlas Copco AB Class A	2,40%
Investor AB Class B	2,25%
Hexagon AB Class B	2,23%
Nordea Bank Abp	1,47%
NIBE Industrier AB Class B	1,46%

Performance - Risk

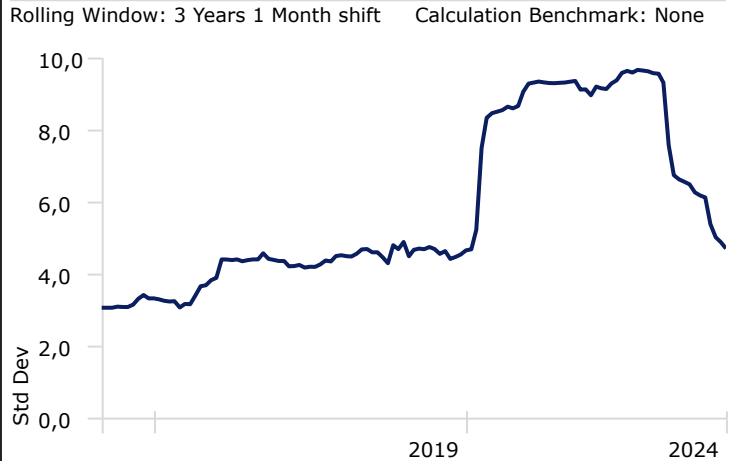
Sharpe Ratio	-0,21
Beta	0,58
Correlation	0,83
Best Month	6,2%
Worst Month	-9,2%
Up Period Percent	56%
Down Period Percent	44%

Drawdown



■Norron Target R ■MSCI Nordic Countries GR LCL

Standard Deviation



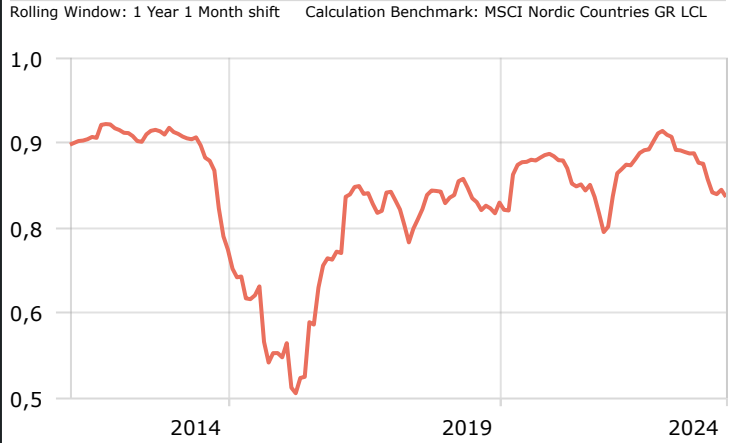
■Norron Target R

Investment growth since inception



■Norron Target R

Correlation



■Norron Target R

A fund's historical return is no guarantee of future returns. The value of the fund units can both increase and decrease as a result of market developments and it is not certain that you will get back all the invested capital.

SDG Allocation 2023 (weighted average fund proportion)



EU Taxonomy Explanation

The EU taxonomy is a classification framework that determines whether a specific economic activity is environmentally sustainable. The purpose of the framework is to accelerate the transition towards a more sustainable economy. The taxonomy framework currently includes six environmental objectives, which are: 1. Climate change mitigation, 2. Climate change adaptation, 3. Sustainable use and protection of water and marine resources, 4. Transition to a circular economy, 5. Pollution prevention and control, and 6. Protection and restoration of biodiversity ecosystems. For an economic activity to be considered environmentally sustainable ("aligned"), it must significantly contribute to one of the above environmental objectives. The activity must also not cause significant harm to any of the other objectives. Additionally, the company must meet certain social minimum safeguards.

The taxonomy framework is an important tool for Norron in our assessment of sustainable investments. The fund's alignment indicates the proportion of the fund's investments that meet the established criteria for environmental sustainability according to the EU taxonomy regulation. The table also shows whether these activities are classified as "green", enabling, or transitional activities. For complete taxonomy data, we refer to the fund's sustainability report available on Norron's website, and Norron SICAV's annual report.

Sustainability Data Explanation

Norron invests towards the 17 Sustainable Development Goals (SDGs) and Agenda 2030. For an investment to be considered sustainable, it must contribute to one of the SDGs as well as to one of Norron's sustainable investment objectives. The objectives are as follows: Climate & environment, Healthy & prosperous societies, Innovative & sustainable solutions, Sustainable cities & infrastructure, and Sustainable finance. Sustainable investments must also meet minimum social safeguards and must not cause significant harm on sustainability factors. The table on page one reports the fund's weighted average proportion of sustainable investments for the previous year.

Norron has also established three entity level sustainability goals extending to 2040, with sub-targets set for 2026. These goals state that by 2040, 100% of portfolio companies should 1) set climate goals validated by the Science Based Targets initiative, 2) sign the UN Global Compact, and 3) disclose material sustainability risks. The table on page one shows how the fund contributed (weighted average) to Norron's sustainability goals in the previous year.

About Norron

Norron Asset Management, founded in 2010, is a Nordic asset manager with offices in Stockholm and Oslo. The company manages six funds with a focus on the Nordic capital markets. The fund offering includes absolute return funds as well as actively managed equity funds and fixed income funds. Norron is owned by the founders, staff and the Norwegian listed industrial investment company Aker ASA. The funds are distributed mainly by market-leading Nordic savings platforms with a focus on occupational pension capital. Norron's geographical focus is the Nordic region and the managerial style is characterized by flexibility, openness and transparency. The company's combined expertise with well-defined guidelines combined with a healthy approach to management, which includes a rigorous approach to risk-taking, a sophisticated use of derivatives and a careful stock selection process, benefits our unit holders through a historically very competitive return.

To read more about the company, we refer to the website www.norron.com.

Fund Information

Custodian	Skandinaviska Enskilda Banken AB (publ), Lux Branch
Legal Structure	SICAV
Base Currency	Swedish Krona
Domicile	Luxembourg
Administrator	European Fund Administration S.A.
Auditor	Deloitte Audit S.à r.l.

Sustainability Commitments

Norron is a signatory to the UN Principles for Responsible Investments (UN PRI) and the UN Global Compact. We are also committed to the Science Based Targets initiative and have set validated climate targets. Norron is also a member of Swesif, a network for organizations working with sustainable investments in Sweden, and reports data for its funds in Hållbarhetsprofilen. For more information, please visit www.norron.com.



A fund's historical return is no guarantee of future returns. The value of the fund units can both increase and decrease as a result of market developments and it is not certain that you will get back all the invested capital.